DANISH REFUGEE COUNCIL

Architechtural Project
Typical Kindergarten
4a, 9 April Alley
Poti

2020

TABLE OF CONTENT

Title page	1
Table of Contents, Explanatory Letter	2
Render	3
Cadastral data	4
Cadastral data	5
Photos of the existing area	6
Layout Plan on Orthophoto	7
Compliance analysis with building safety rules	8
Load of occupation, access and exits	9
Topographic plan	10
Layout Plan	11
Territory marking off	12
General plan	13
Vertical planning	14
Fence, gate and walkway	15
Floor plan	16
Facades	17
Facades	18
Textures on render	19
Sections	20
Types of floors and windows	21
Doors and windows	22
Toilet partitions	23
Technological scheme of rooms	24
Roof plan	25
Project of organizing the construction	26
General Construction Plan	27
Time-schedule of construction	28

Explanatory Letter

General Information

The construction site (cadastral code of the land plot 04.01.10.775) is located in the town of Senaki, According to the norms - "Construction Climatology" the climatic characteristics of the construction site are the following:
- The average annual temperature is + 14.. C
- Absolute maximum temperature + 41 ° C
- Absolute minimal temperature - 13° C
- Annual precipitation -1720 mm
- Snow cover weight - 0.5 kPa
- Standard height of seasonal ground frost - 0 m
- Standard wind pressure 0.6 kPa
- The prevailing wind direction is - East
- According to the map of the seismic regions, Poti belongs to the 8-point seismic zone.

From the engineering and geological point of view, the area allocated for construction is in satisfactory condition, no geological phenomena (landslides, falls, etc.) have been reported.

Planning

The construction site is a trapezoid plot of land fully located in a dwelling zone and bounded by internal roads and adjacent land plots.
There are solid buildings in the area which are subject to demolishing.
The project envisages the placement of a kindergarten building by the main facade to the South, to the street side, with main entrance to the same side. The development and landscaping of the yard is planned as well as fencing. The planning solution of the building includes the placement of three groups of kindergarten. One of them will have a bedroom unit, while such a unit will not be for the two preschooler groups; the girls 'and boys' toilets in this group are separated.

Building

The building presented in the project is a one-storey stone building, the floor level of which is 1.0 meter above the ground (including the walkway).The first-floor mark 0.00 corresponds to the absolute mark of 23.30. The height of the floor of the building from the floor to the ceiling is 3.4 meters.The filling of theexternal walls is done with a reinforced masonry of small pumice blocks 30 cm thick.
The bearing structure of the building is a complex reinforced concrete frame, reinforced concrete columns, a frame structure made of the monolithic reinforced concrete girder. The reinforced concrete columns on the external walls can be concreted in parallel with the masonry of the walls. Partitions are made of reinforced small wall pumice block with a thickness of 10 cm.
Floors in bathrooms are finished with tile, and in the rooms with wooden planks (deck). Floor heating done with XPS tiles, and ceiling insulation is done with glass fiber.
Suspended ceilings in the bathrooms and kitchens are made of plastic, while in the rooms are made of gypsum boards.The bearing structure of the roof is made of wood, while the roofing is a painted metal sheet.
The windows are made of double-glazed PVC profiles.The entrance doors are made of steel and isoaluminum, with plastic in the bathrooms and wood in the rooms (so-called MDF).
Exterior stairs and entryways are covered with basalt tiles.
A concrete walkway and access paths are arranged around the building.
The building will be provided with electricity, sewerage and water supply, as well as internal heating networks, which will be connected to the external main networks.
According to the resolution of the Government of Georgia, taking into account the characteristics of the grades of the buildings, the building belongs to the 2nd grade.

Technical indicators of the area:

Area - 3235.0 m2 Construction
area - 682.2 m2 Development
density - 682.2 m2
Planting area - 2550 m2
The coefficient K1 - 0.2
The coefficient K2 - 0.2
The coefficient K3 - 0.7

Technical indicators of the building:

Number of floors - 1 floor
The volume of the building is 4713 m3
Out of them:
On the surface of the land - 3758 m3
Under the surface of the land - 955 m3
Total area - 627.84 m2

DANISH REFUGEE COUNCIL

Typical Kindergarten
4a, 9 April Alley
Poti

ს-1-Sketch

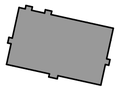

682.23 m2

Project address:

Poti
Georgia,

Stage:
Architectural project

Explanatory note

ბ. ქანთარია
B. Qantaria

ა. გერგედავა
A. Gergedava



Format A - 2

Page	Pages
2	28

Rendering

DANISH REFUGEE COUNCIL

Typical
Kindergarten
4a, 9 April Alley
Poti

Project address:

Georgia,
Poti

Stage:
Architectural project

Rendering

ბ. ქანთარია
B. Qantaria

ა. გერგედავა
A. Gergedava

Format A - 2

Page	Pages
3	28

მიწის (უძრავი ქონების) საკადასტრო კოდი **N 04.01.10.775**

ამონაწერი საჯარო რეესტრიდან

განცხადების რეგისტრაცია	მომზადების თარიღი
N 882020219240 - 24/03/2020 13:33:17	25/03/2020 19:28:54

საკუთრების განყოფილება

ზონა	სექტორი	კვარტალი	ნაკვეთი
ფოთი	ნაბადა-კუნძული		
04	01	10	775

მისამართი: ქალაქი ფოთი, 9 აპრილის ხეივანი, N 4ა

ნაკვეთის საკუთრების ტიპი: საკუთრება
ნაკვეთის დანიშნულება: არასასოფლო სამეურნეო
დაზუსტებული ფართობი: 3235.00 კვ.მ.
ნაკვეთის წინა ნომერი: **04.01.10.175; 04.01.10.706;**
შენობა-ნაგებობის ჩამონათვალი: N1, N2, N3

მესაკუთრის განყოფილება

განცხადების რეგისტრაცია : ნომერი 882009274944 , თარიღი 07/09/2009 11:31:01
უფლების რეგისტრაცია: თარიღი 08/09/2009

უფლების დამადასტურებელი დოკუმენტი:

- სახელმწიფო საკუთრებაში არსებული უძრავი ქონების ძირითადი და დამატებითი ქონების სახით გადაცემის შესახებ ხელშეკრულება N33 , დამოწმების თარიღი:07/09/2009 , საქართველოს იუსტიციის სამინისტროს საჯარო რეესტრის ეროვნული სააგენტო
- ბრძანება N273 , დამოწმების თარიღი:21/08/2009 , თვითმმართველი ქალაქ ფოთის მერია
- ბრძანება N04/434 , დამოწმების თარიღი:16/03/2020 , ქალაქ ფოთის მუნიციპალიტეტის მერია
- ბრძანება N1/1-2544 , დამოწმების თარიღი:07/11/2014 , სახელმწიფო ქონების ეროვნული სააგენტო
- ბრძანება N765 , დამოწმების თარიღი:13/11/2014 , ქალაქ ფოთის მუნიციპალიტეტის მერი
- წერილი N1-08/1107 , დამოწმების თარიღი:02/06/2016 , ქალაქ ფოთის მუნიციპალიტეტის მერია

მესაკუთრეები:
სსიპ ქალაქ ფოთის მუნიციპალიტეტი, ID ნომერი:215138143

მესაკუთრე:	აღწერა:
სსიპ ქალაქ ფოთის მუნიციპალიტეტი	

საგადასახადო გირავნობა:

რეგისტრირებული არ არის

იპოთეკა
ვალდებულება

ყადაღა/აკრძალვა:

რეგისტრირებული არ არის

მოვალეთა რეესტრი:

რეგისტრირებული არ არის

"ფიზიკური პირის მიერ 2 წელამდე ვადით საკუთრებაში არსებული მატერიალური აქტივის რეალიზაციისას, აგრეთვე საგადასახადო წლის განმავლობაში 1000 ლარის ან მეტი ღირებულების ქონების საჩუქრად მიღებისას საშემოსავლო გადასახადი გადახდას ექვემდებარება საანგარიშო წლის მომდევნო წლის 1 აპრილამდე, რის შესახებაც აღნიშნული ფიზიკური პირი იმავე ვადაში წარუდგენს დეკლარაციას საგადასახადო ორგანოს. აღნიშნული ვალდებულების შეუსრულებლობა წარმოადგენს საგადასახადო სამართალდარღვევას, რაც იწვევს პასუხისმგებლობას საქართველოს საგადასახადო კოდექსის XVIII თავის მიხედვით."

- დოკუმენტის ნამდვილობის გადამოწმება შესაძლებელია საჯარო რეესტრის ეროვნული სააგენტოს ოფიციალურ ვებ–გვერდზე www.napr.gov.ge;
- ამონაწერის მიღება შესაძლებელია ვებ–გვერდზე www.napr.gov.ge, ნებისმიერ ტერიტორიულ სარეგისტრაციო სამსახურში, იუსტიციის სახლებსა და სააგენტოს ავტორიზებულ პირებთან;
- ამონაწერში ტექნიკური ხარვეზის აღმოჩენის შემთხვევაში დაგვიკავშირდით: 2 405405 ან პირადად შეავსეთ განაცხადი ვებ–გვერდზე;
- კონსულტაციის მიღება შესაძლებელია იუსტიციის სახლის ცხელ ხაზზე 2 405405;
- საჯარო რეესტრის თანამშრომელთა მხრიდან უკანონო ქმედების შემთხვევაში დაგვიკავშირდით ცხელ ხაზზე: 08 009 009 09
- თქვენთვის საინტერესო ნებისმიერ საკითხთან დაკავშირებით მოგვწერეთ ელ-ფოსტით: info@napr.gov.ge

Cadastral Data

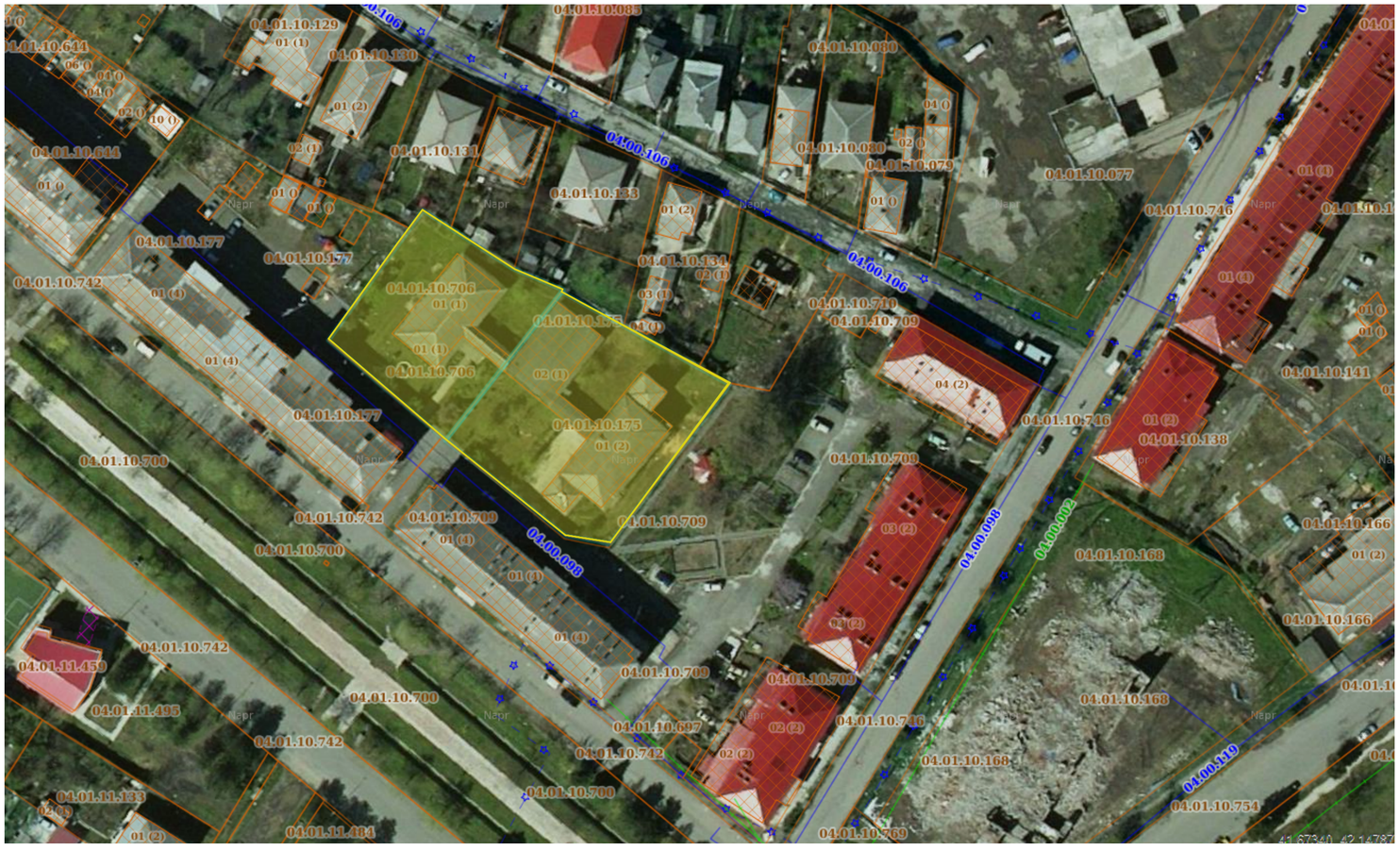

საჯადასტრო გეგმა

საჯარო რეესტრის ეროვნული სააგენტო

საკადასტრო კოდი: **04.01.10.775**

განცხადების ნომერი: **882020209310**

მომზადების თარიღი: **19/03/2020**

ნაკვეთის დანიშნულება: **არასასოფლო სამეურნეო**

ფართობი: **3237 კვ.მ (WGS 84 / UTM zone 38N)**
3235 კვ.მ (WGS 84 / UTM zone 37N)

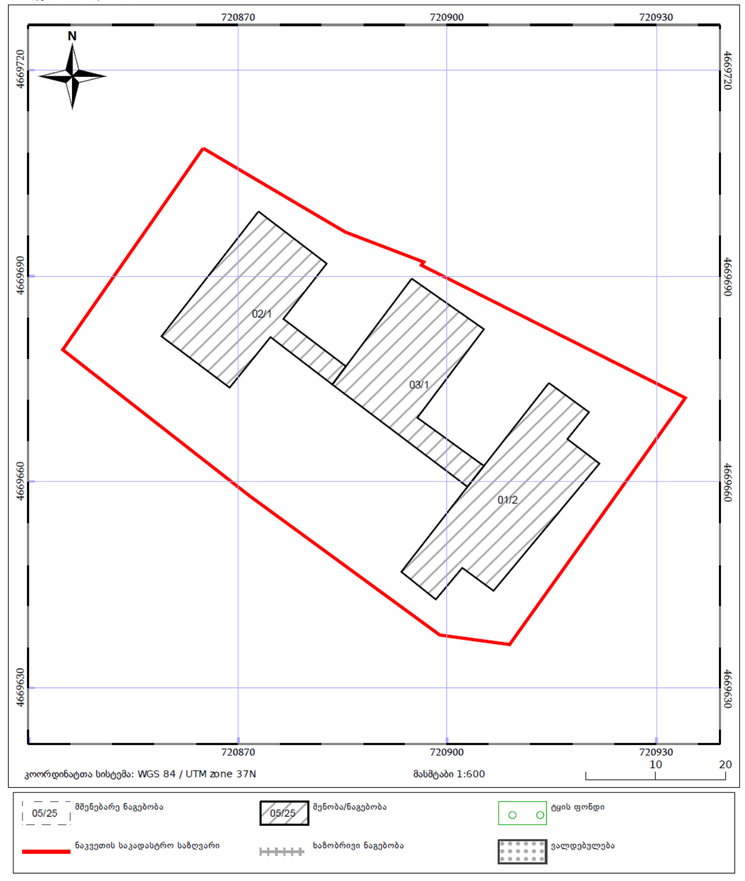

საჯარო რეესტრის ეროვნული სააგენტო:ქალაქი თბილისი, სანაპიროს ქუჩა, N2; ტელ: (995 32) 2 25 15 28;

http://napr.gov.ge

DANISH REFUGEE COUNCIL

Typical
Kindergarten
4a, 9 April Alley
Poti

Project address:

Georgia,
Poti

Stage:
Architectural project

Land cadastre

ბ. ქანთარია
B. Qantaria

ა. გერგედავა
A. Gergedava

Format A - 2

Page	Pages
5	28

DRC DANISH REFUGEE COUNCIL

Typical
Kindergarten
4a, 9 April Alley
Poti

Project address:
Georgia,
Poti

Stage:
Architectural project

Photos of Existing Area

ბ. ქანთარია
B. Qantaria

ა. გერგედავა
A. Gergedava

Format A - 2

Page	Pages
6	28

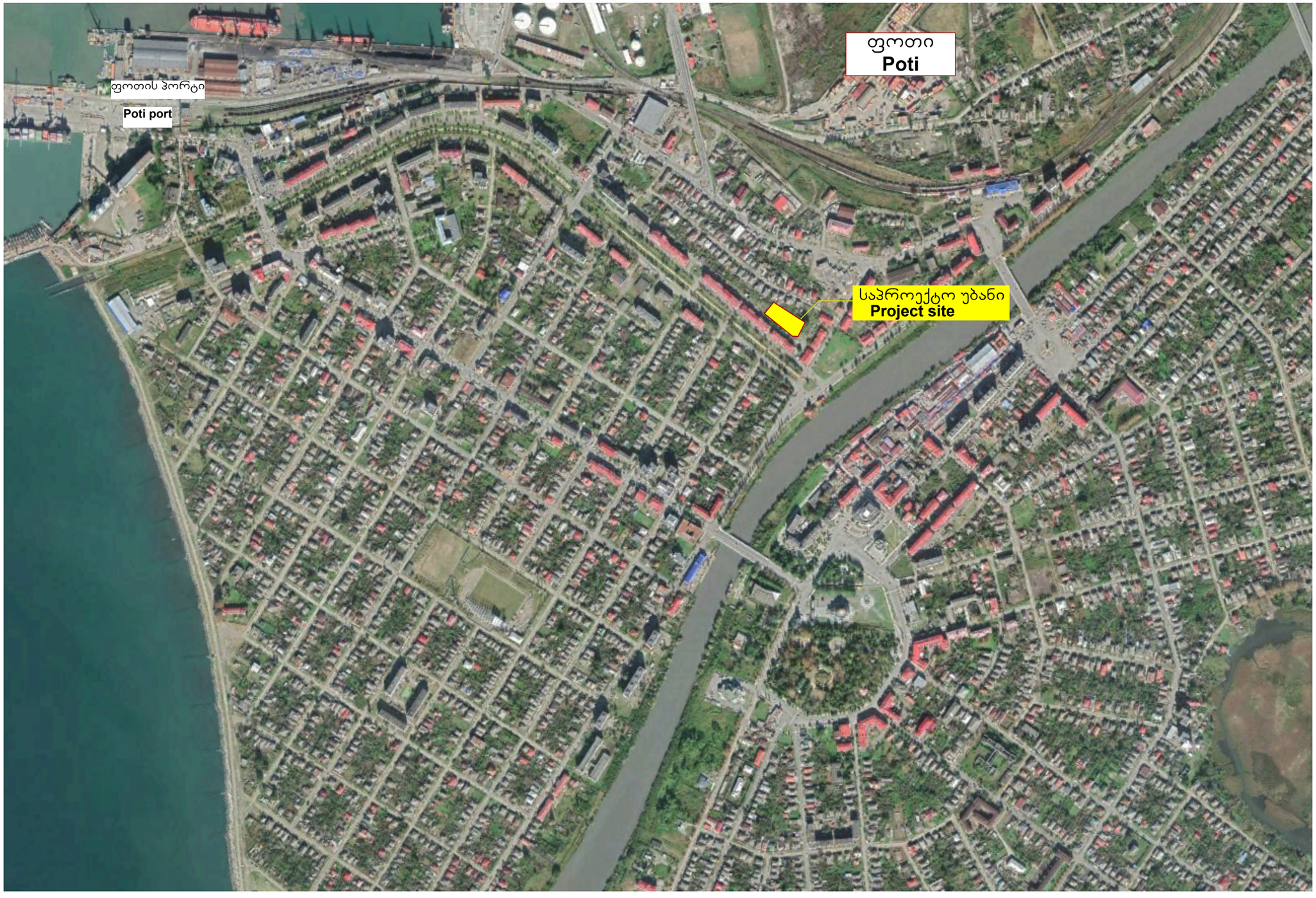

DRC DANISH REFUGEE COUNCIL

Typical
Kindergarten
4a, 9 April Alley
Poti

Project address:
Georgia,
Poti

Stage:
Architectural project

Layout plan on orthophoto

ბ. ქანთარია
B. Qantaria

ა. გერგედავა
A. Gergedava

DANISH REFUGEE COUNCIL ZUGDIDI OFFICE 212705508

Format A - 2

Page	Pages
7	28

Analysis of Compliance of the Building with Safety Rules

Conventional Signs

- Cadastral border
- Wall fireproof (one hour)
- Wall Fireproof (150 minutes)
- Educational Group EG
- Business Group BG
- Gathering Group GG-2
- Gathering Group GG-3
- Warehouse Group-2
- Concrete block masonry
- Hand fire extinguisher
- Exit sign

Analysis of Compliance of the Building with Safety Rules

Used rules- Building Safety Rules

List the occupations of the building
Educational Group EG
Business Group BG
Gathering Group-2
Gathering Group- GG-3
Warehouse Group SG-2

Structure Type	
Determine the construction type for the new building	V-

Height Limitations		
Occupations	Allowable Height	Suggested Height
1. Educational Group EG	1 Floor	1 Floor
2. Business groupd BG	2 Floor	
3. Gathering Group GG-2	1 Floor	
4. Gathering Group -3	1 Floor	
5. Warehouse Group-WG-2	2 Floor	
Total Height	12.2	8.00
Number of floors above ground		1 Floor

Limitations of the Area		
Occupations	Allowable area	Suggested Area
1. Educational Group EG	880	115.46 m^2
2. Business groupd BG	840	24.66 m^2
3. Gathering Group GG-2	560	169.9 m^2
4. Gathering Group -3	560	69.62 m^2
5. Warehouse Group	1250	68.63 m^2
Total Area of The Flooring	627.8 m^2	
Quantity of Flooring	Aboe the ground level 1	
Total area of the building	669.3 m^2	

Requirements to External Wall Aperture					
External Wall	Fire-fighting distance	area of wall aperture			
		allowable		forseen	
		protected	protected	protected	protected
Axis 1-8	25.7 m.	unlimited	unlimited		28 %
Axis A-E	5 m.	75%	25%		14 %
Axis 8-1	27.7 m.	unlimited	unlimited		20 %
wooden E-A	11.2 m.	unlimited	unlimited		15 %

Requirements to the Fire-Prevention System		
Is there an auto-sprinkler system?		No
Is there a fire extinguishing system?		No
Is there a smoke control system?		No
Are there hand-held fire extinguishers?	Yes	
Is there a fire alarm system?	Yes	
Installation of emergency lighting	Yes	

Number and width of exits for Educational						
Floors	Number of exits		Width of exits			
			Stairs		Other components	
	Requested	Envisaged	Requested	Envisaged	Requested	Envisaged
I Floor	1	1			0.82	1.00

Number and width of exits and for Business Group						
Floors	Number of exits		Width of exits			
			Stairs		Other components	
	Requested	Envisaged	Requested	Envisaged	Requested	Envisaged
I Floor	1	1			0.82	0.90

Number and width of exits and for Gathering Group-2						
Floors	Number of exits		Width of exits			
			Stairs		Other components	
	Requested	Envisaged	Requested	Envisaged	Requested	Envisaged
I Floor	1	1			0.82	1.00

Number and width of exits for Gathering Group-3						
Floors	Number of exits		Width of exits			
			Stairs		Other components	
	Requested	Envisaged	Requested	Envisaged	Requested	Envisaged
I Floor	1	2			0.82	1.50

Number and width of exits for Wharehouse Group-2						
Floors	Number of exits		gasasvlelis sigane			
			Stairs		Other components	
	Requested	Envisaged	Requested	Envisaged	Requested	Envisaged
I Floor	1	1			0.82	1.00

Number of fixtures of water supply systems						
Calculation of load of occupation						
Fixtures	Requested			Envisaged		
	I	II	III	I	II	III
Toilet bowl	12			15		
Toilet wahs basin	12			16		
Bathroom/shouwer room	2			2		
Fountian for drinking water	-			-		
Service wash basin	1			3		

DRC DANISH REFUGEE COUNCIL

Typical Kindergarten
4a, 9 April Alley
Poti

Project address:
Georgia,
Poti

Stage:
Architectural project

Analysis of Compliance of the Building with Safety Rules

ბ. ქანთარია
B. Qantaria

ა. გერგედავა
A. Gergedava

DANISH REFUGEE COUNCIL ZUGDIDI OFFICE 211705508

Format A - 2

Page	Pages
8	28

Load of Occupation, Access and Exit

DANISH REFUGEE COUNCIL

Typical
Kindergarten
4a, 9 April Alley
Poti

Project address:

Georgia,
Poti

Stage:
Architectural project

Load of Occupation, Access and Exit

ბ. ქანთარია
B. Qantaria

ა. გერგედავა
A. Gergedava

Format A - 2

Page	Pages
9	28

Topographic Plan

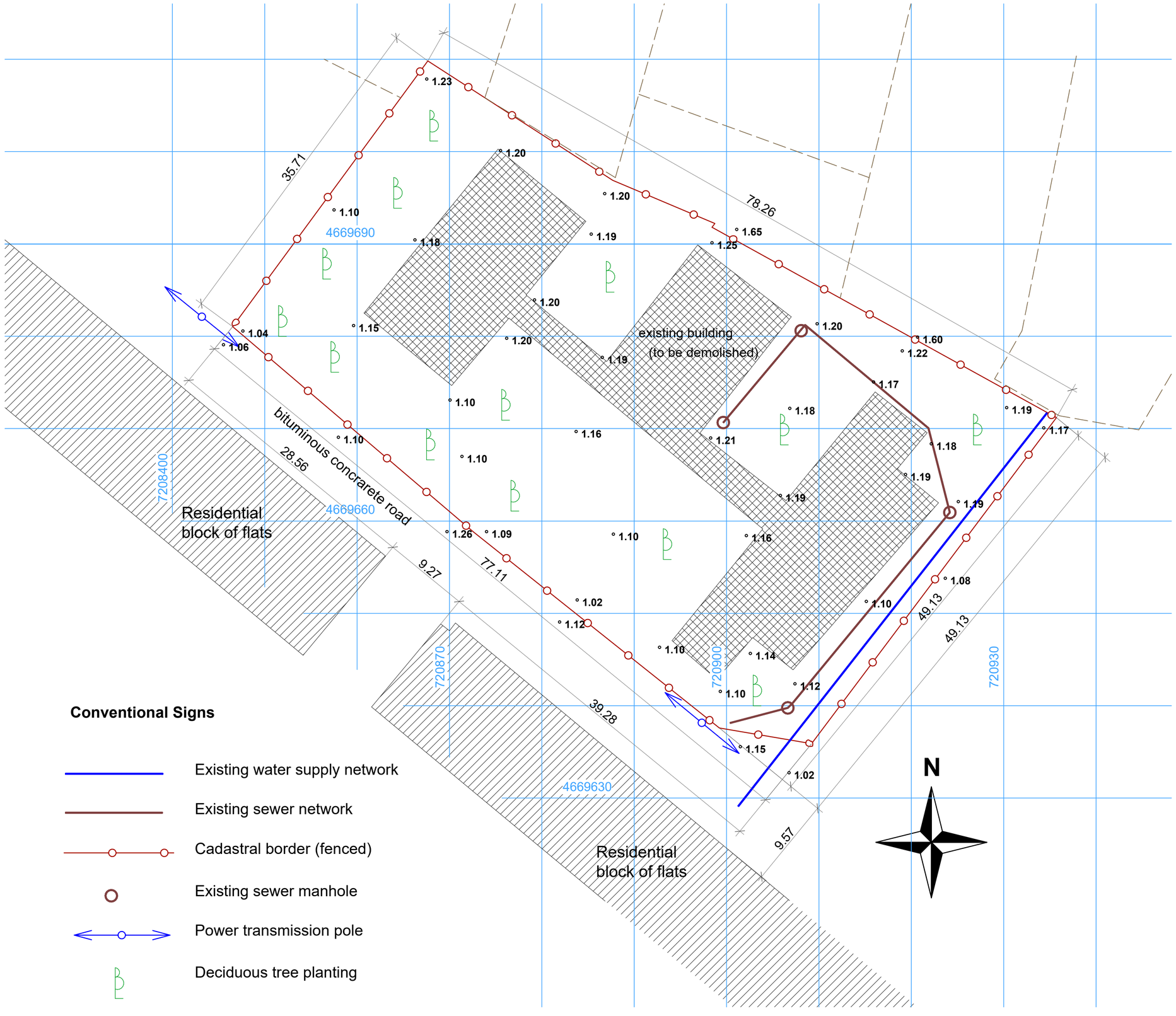

Conventional Signs

- Existing water supply network
- Existing sewer network
- Cadastral border (fenced)
- Existing sewer manhole
- Power transmission pole
- Deciduous tree planting

DANISH REFUGEE COUNCIL

Typical
Kindergarten
4a, 9 April Alley
Poti

Project address:
Georgia,
Poti

Stage:
Architectural project

Topographic plan

ბ. ქანთარია
B. Qantaria

ა. გერგედავა
A. Gergedava

DANISH REFUGEE COUNCIL ZUGDIDI OFFICE 212705598

Format A - 2

Page	Pages
10	28

Layout Plan

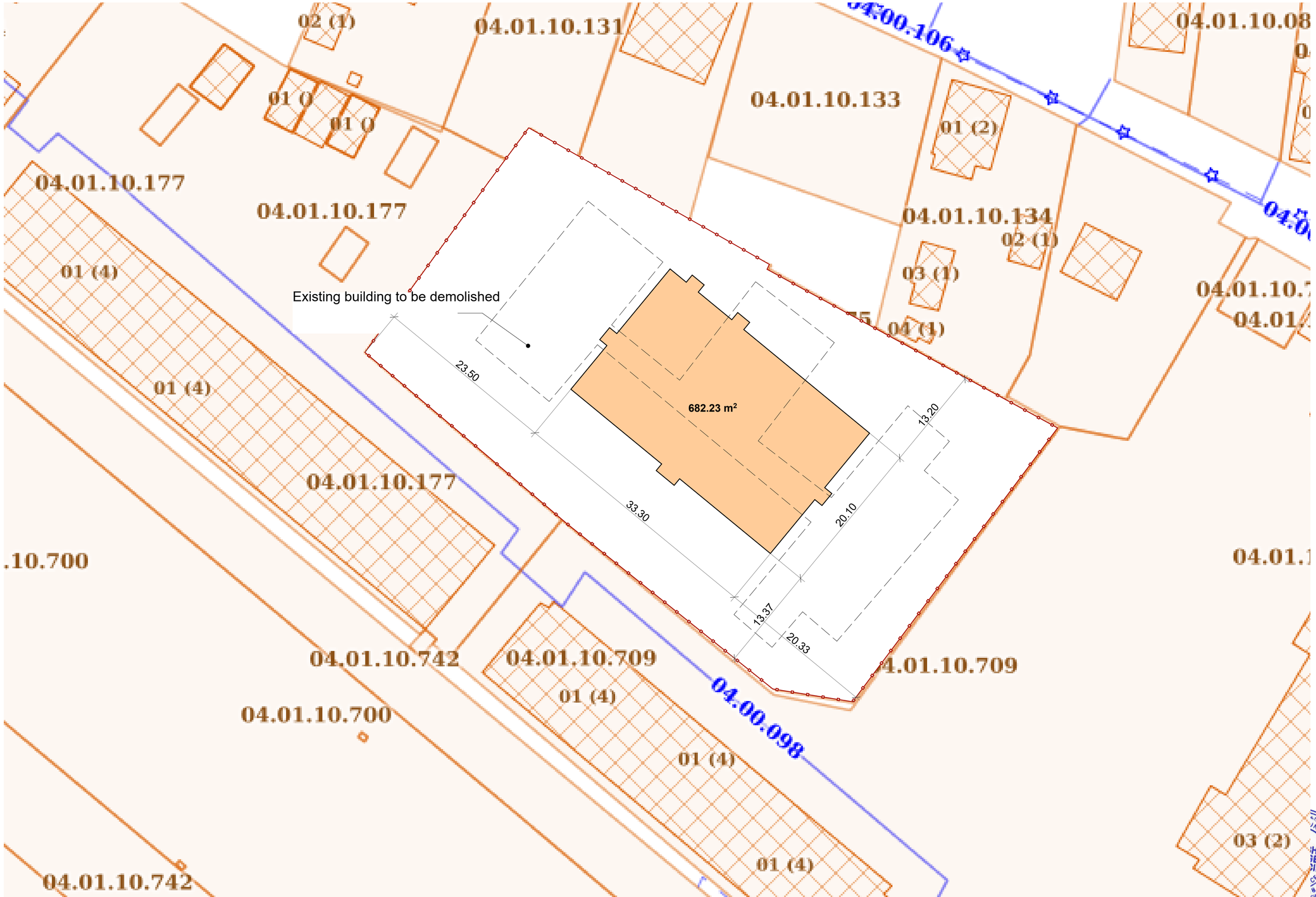

DANISH REFUGEE COUNCIL

Typical Kindergarten
4a, 9 April Alley
Poti

Project address:
Georgia,
Poti

Stage:
Architectural project

Layout Plan

ბ. ქანთარია
B. Qantaria

ა. გერგედავა
A. Gergedava

Format A - 2

Page	Pages
11	28

Territory marking

DANISH REFUGEE COUNCIL

Typical
Kindergarten
4a, 9 April Alley
Poti

Project address:
Georgia,
Poti

Stage:
Architectural project

Territory marking

ბ. ქანთარია
B. Qantaria

ა. გერგედავა
A. Gergedava

Format A - 2

Page	Pages
12	28

General Plan

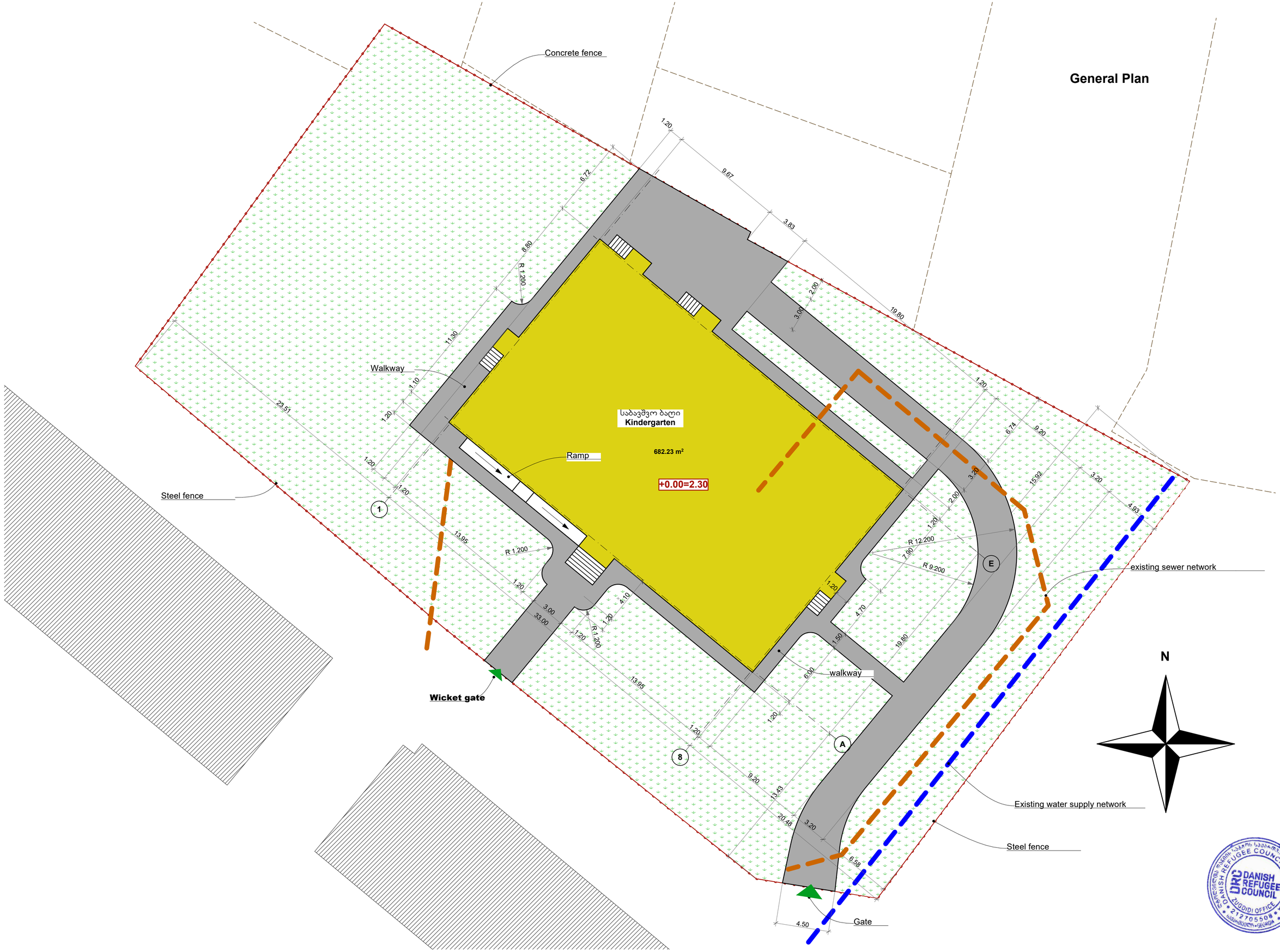

DANISH REFUGEE COUNCIL

Typical
Kindergarten
4a, 9 April Alley
Poti

ჯ-1-Sketch

682.23 m2

Project address:
Georgia,
Poti

Stage:
Architectural project

General plan

ბ. ქანთარია
B. Qantaria

ა. გერგედავა
A. Gergedava

Format A - 2

Page	Pages
13	28

Vertical layout

Fence

Walkway

Existing building

საბავშვო ბაღი
Kindergarten

682.23 m²

Ramp

+0.00=2.30

Wicket gate

Steel Fence

Gate

asphalt-concrete road

Steel fence

სარინელი

1.40
1.19

1.38
1.20

1.35
1.10

1.38
1.20

1.35
1.18

1.35
1.10

1.35
1.19

1.35
1.16

1 · 8 · A · E

N

DANISH REFUGEE COUNCIL

Typical
Kindergarten
4a, 9 April Alley
Poti

Project address:
Georgia,
Poti

Stage:
Architectural project

Vertical layout

ბ. ქანთარია
B. Qantaria

ა. გერგედავა
A. Gergedava

Format A - 2

Page	Pages
14	28

Area of Fence

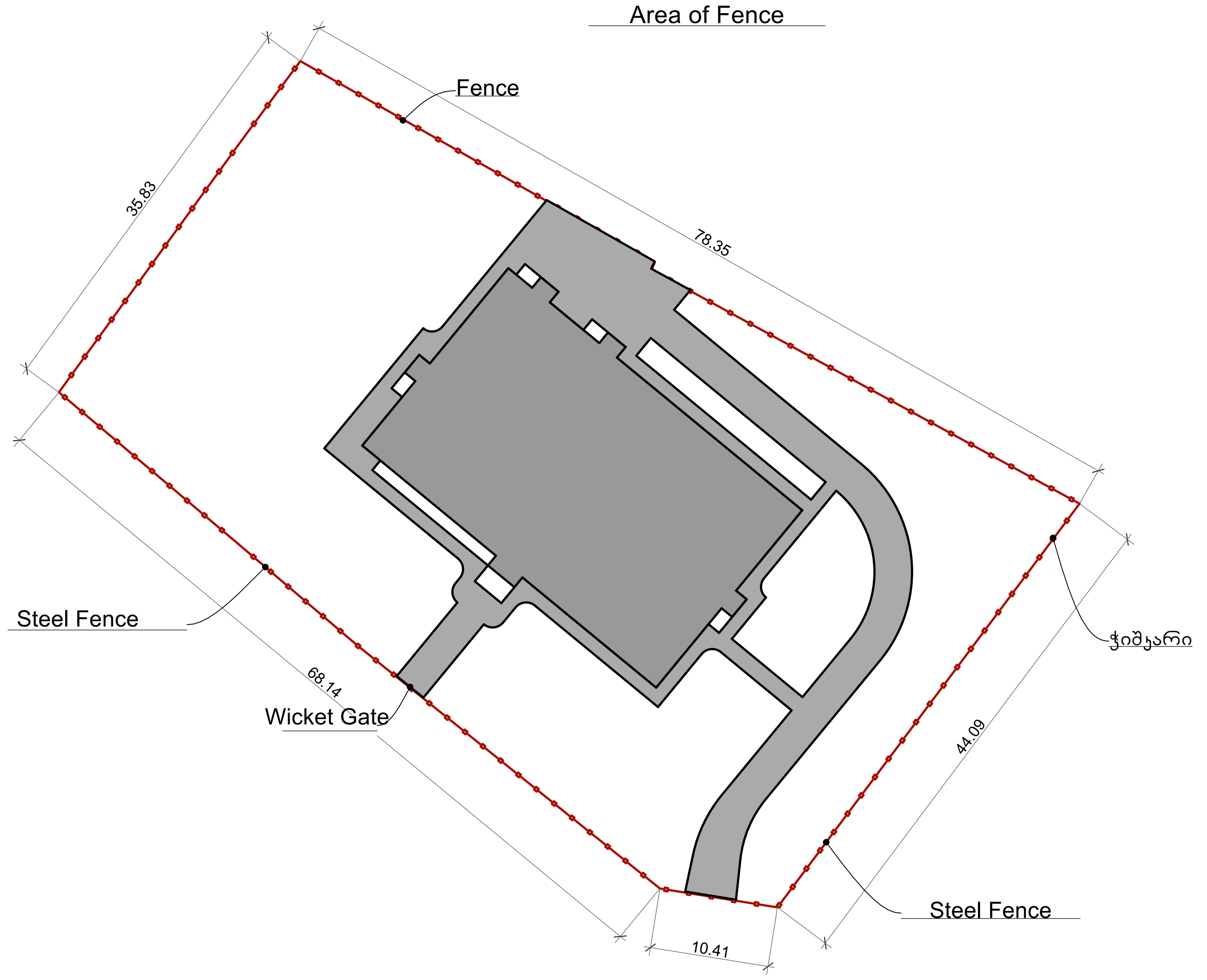

Gate

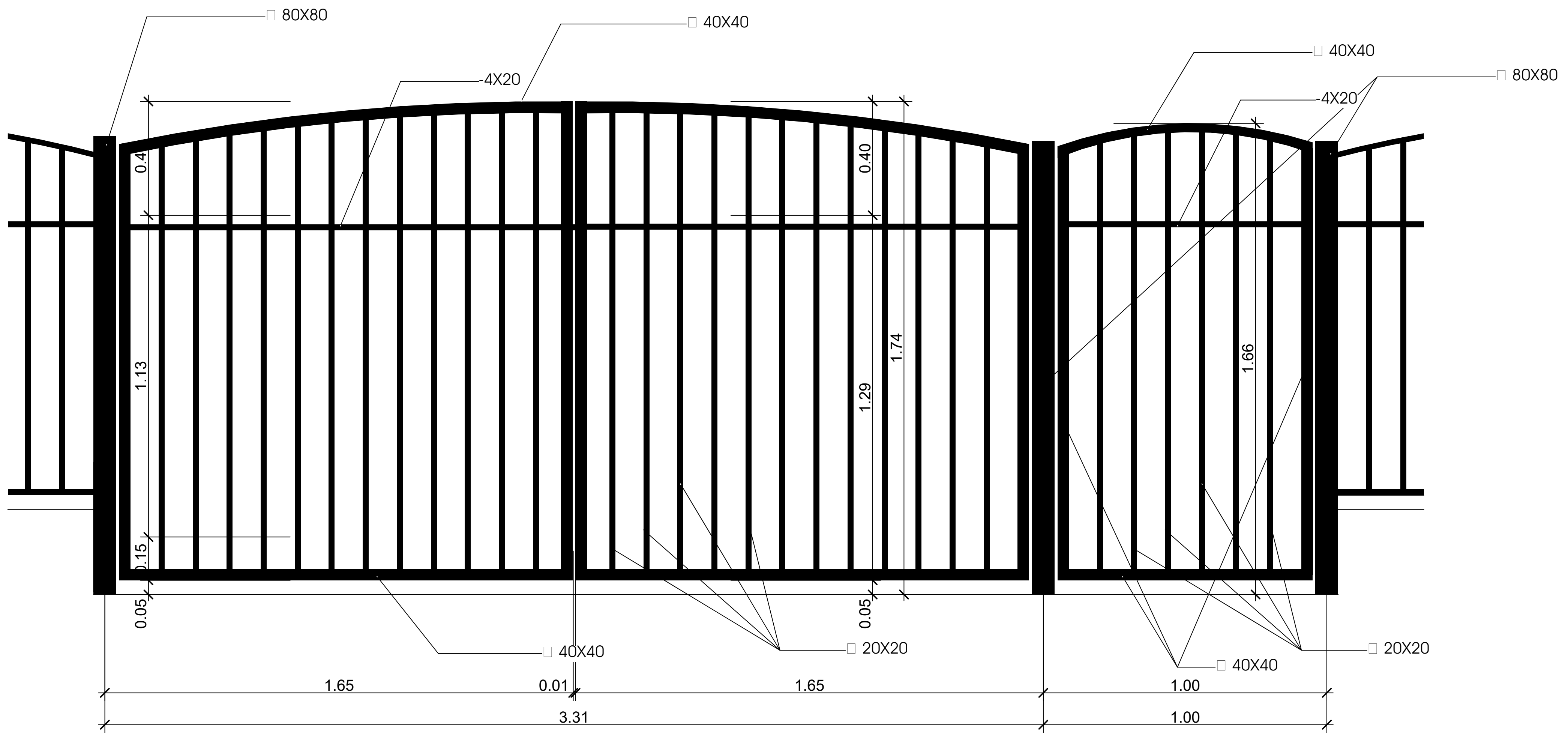

Wicket Gate

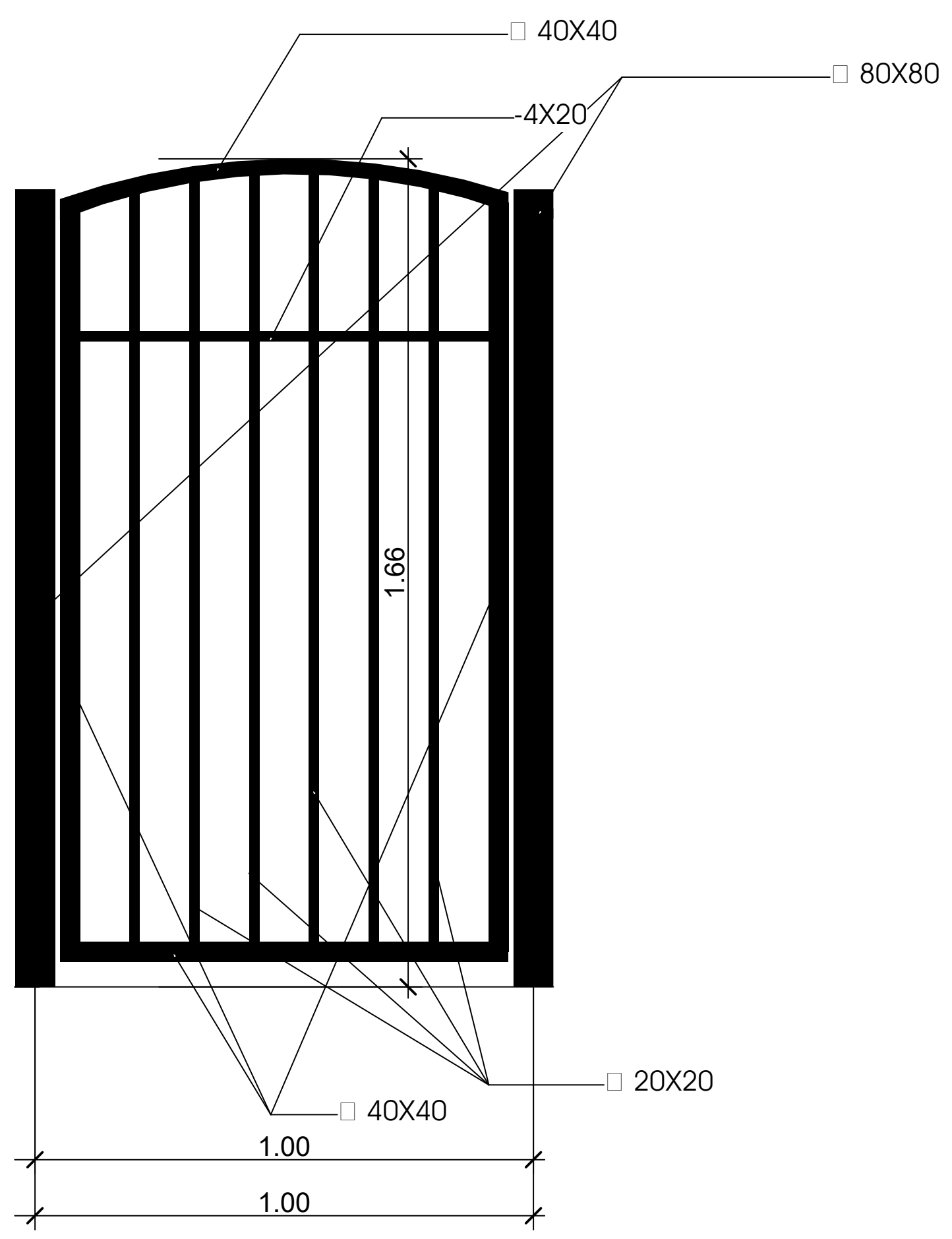

Section of the Gate

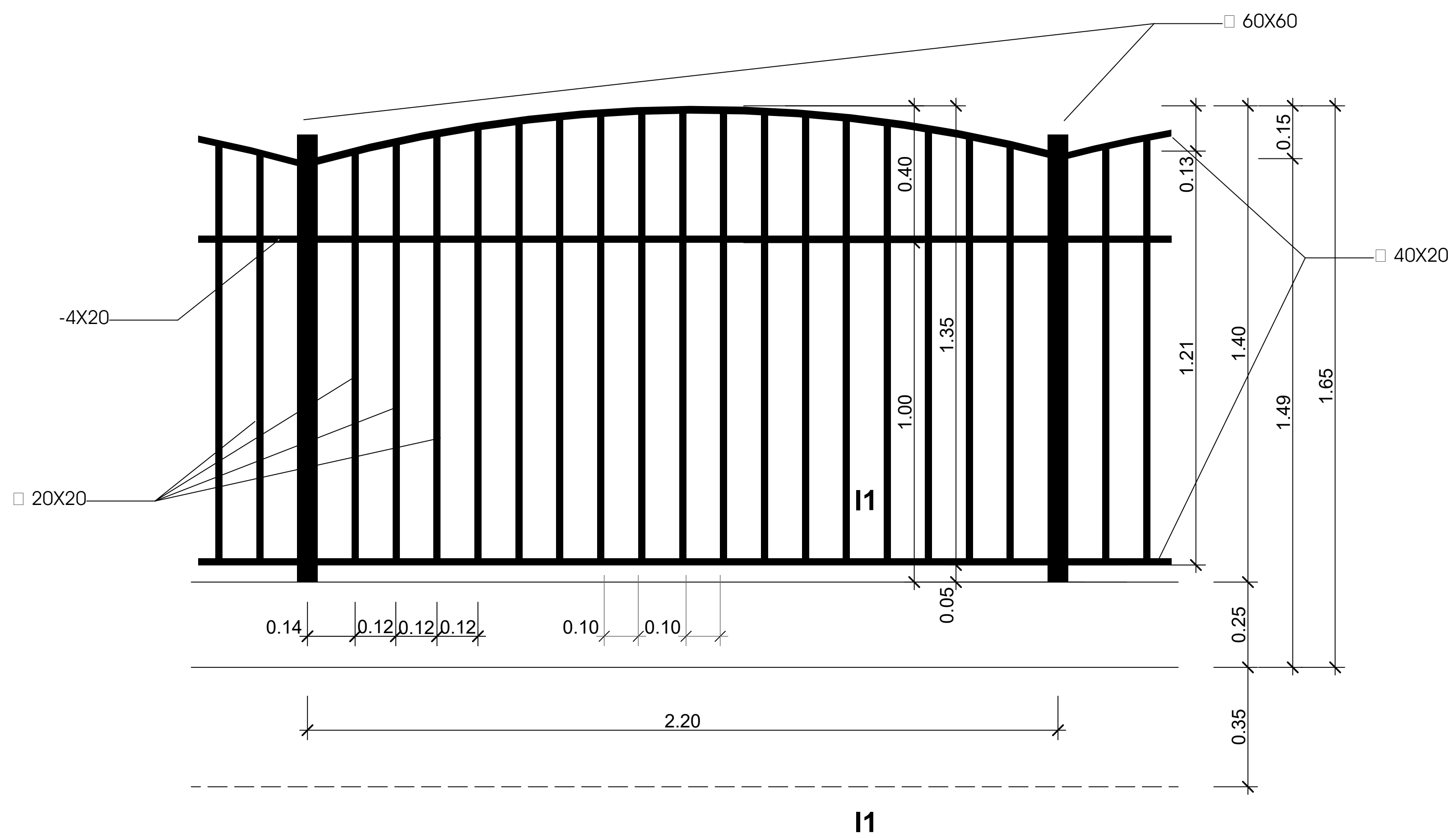

Section 1-1

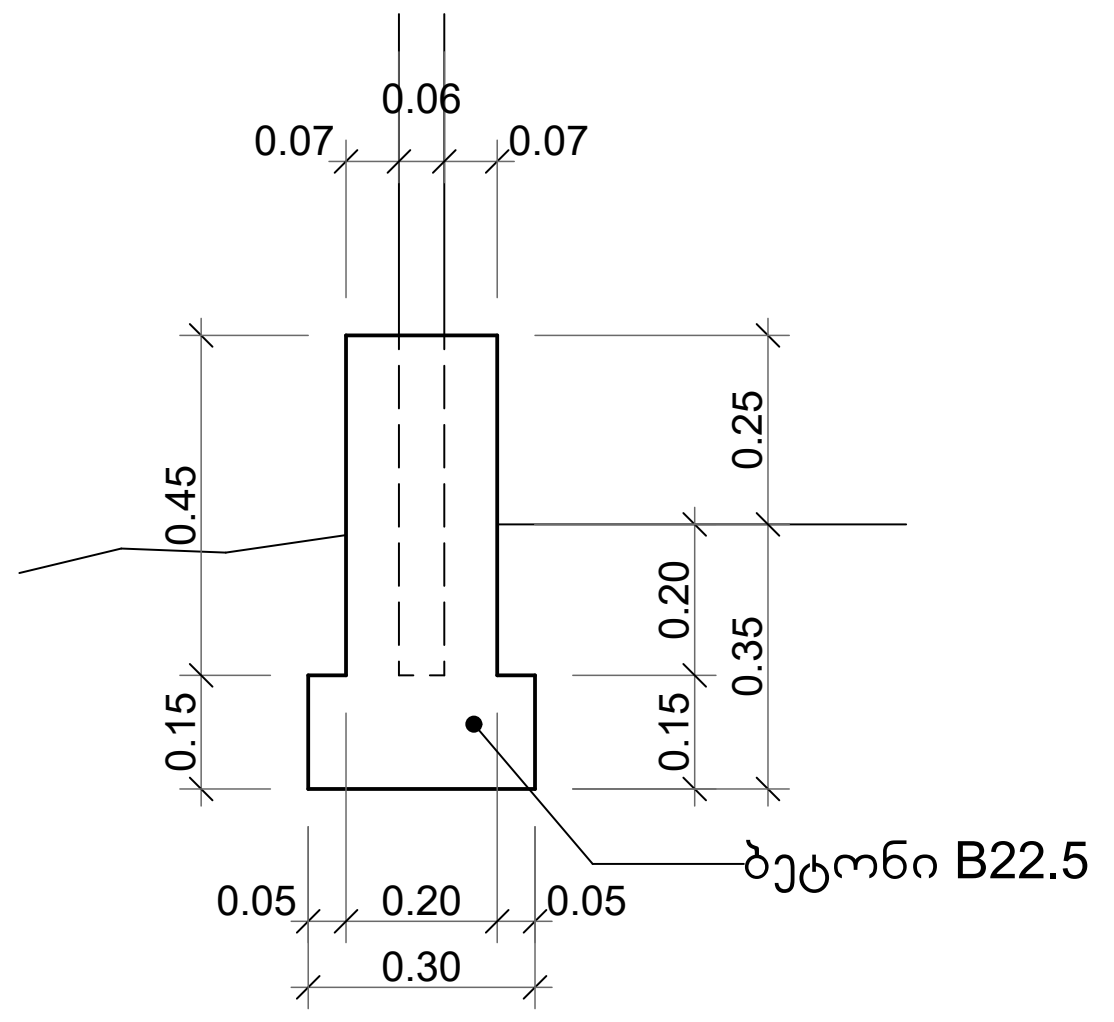

Structure of Walkway

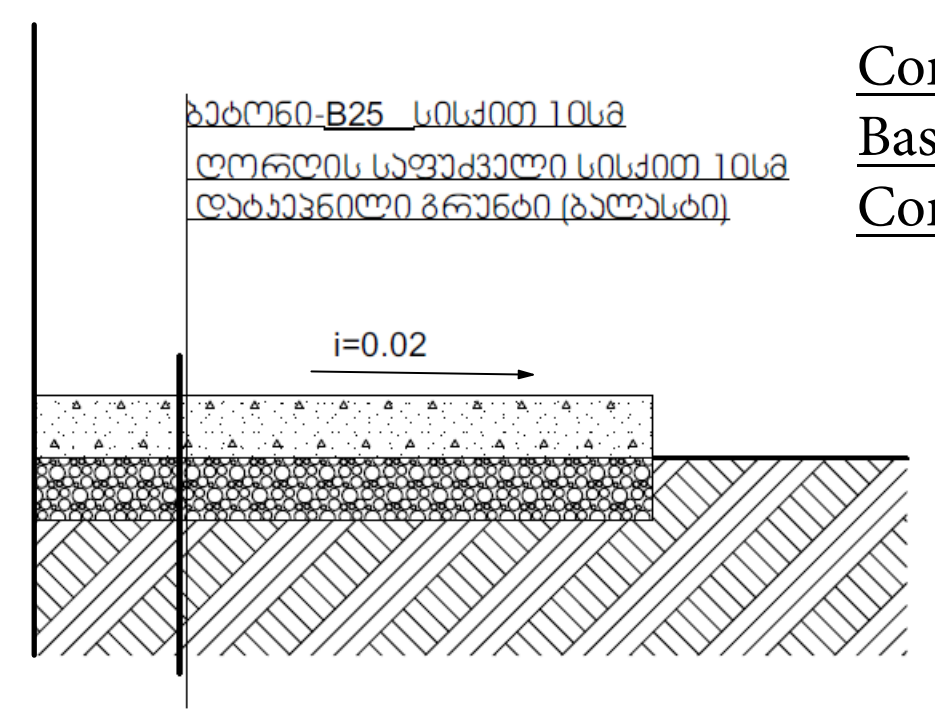

Concrete B25, 10 cm thickness
Basis of gravel, 10 cm thickness
Compacted ground (ballast)

DANISH REFUGEE COUNCIL

Typical Kindergarten
4a, 9 April Alley
Poti

Project address:
Georgia,
Poti

Stage:
Architectural project

Fence, gate and walkway

ბ. ქანთარია
B. Qantaria

ა. გერგედავა
A. Gergedava

ფორმატი
Format A - 2

ფურცელი Page	ფურცლები Pages
15	28

1. ჯგუფის ოთახი	52.51	m2	1. Group room
2. საძინებელი	51.03	m2	2. Bedroom
3. გასახდელი	17.7	m2	3. Wardrobe
4. სანკვანძი	15.73	m2	4. WC
5. ბუფეტი	3.98	m2	5. Buffet
6. ჯგუფის ოთახი	50.45	m2	6. Group room
7. გასახდელი	17.7	m2	7. Wardrobe
8. სანკვანძი	3.99	m2	8. WC
9. სანკვანძი	4.86	m2	9. WC
10. სანკვანძი	4.86	m2	10. WC
11. ბუფეტი	4.05	m2	11. Buffet
12. ჯგუფის ოთახი	52.52	m2	12. Group room
13. გასახდელი	17.72	m2	13. Wardrobe
14. სანკვანძი	4.35	m2	14. WC
15. სანკვანძი ბიჭებს	5	m2	15. WC
16. სანკვანძი გოგონებს	5.16	m2	16. WC
17. ბუფეტი	3.84	m2	17. Buffet
18. ბაღის დირექტორი	12.6	m2	18. Manager
19. მეთოდური კაბინეტი	10.92	m2	19. Staff room
20. პერსონალის ოთახი	7.42	m2	20. Staff room
21. სანკვანძი	2.1	m2	21. WC
22. სანკვანძი	2.1	m2	22. WC
23. საკუჭნაო	8.06	m2	23. Store
24. ექიმის ოთახი	11.45	m2	24. Medical office
25. სანკვანძი	1.62	m2	25. WC
26. სანკვანძი მმმ პირთათვის	4.5	m2	26. WC
27. გასახდელი სანკვანძით	7.59	m2	27. Staff wardrobe
28. საკონცერტო დარბაზი	69.62	m2	28. Concert hall
29. ჰოლი დერეფნით	72.42	m2	29. Hall with corridor
30. აივანი	26.1	m2	30. Balcony
31. სამზარეულო	19.33	m2	31. Kitchen
32. საკვების გაცემის ზონა	5.04	m2	32. Distribution room
33. სამზარეულოს სამრეცხაო	12.8	m2	33. Washing of kitchen
34. მშრალი პროდუქტის საწყობი	3.67	m2	34. Dry food warehouse
35. ბოსტნეულის საწყობი	3.15	m2	35. Vegetable warehouse
36. სამრეცხაო-საუთოებელი	10.14	m2	36. Washing and Ironing room
37. სუფთა თეთრეულის საწყობი	4.08	m2	37. Clean laundry warehouse
38. საქვაბე მეურნეობა	4.78	m2	38. Boiler room
39. კიბის ბაქანი	3.3	m2	39. Stairway
40. კიბის ბაქანი	2.4	m2	40. Stairway
41. კიბის ბაქანი	2.4	m2	41. Stairway
42. კიბის ბაქანი	2.4	m2	42. Stairway
43. კიბის ბაქანი	2.4	m2	43. Stairway
44. პანდუსი			44. Pandus
საერთო ფართი	627.84	m2	Total area

DRC DANISH REFUGEE COUNCIL

Typical
Kindergarten
4a, 9 April Alley
Poti

Project address:
Georgia,
Poti

Stage:
Architectural project

Floor plan

ბ. ქანთარია
B. Qantaria

ა. გერგედავა
A. Gergedava

DANISH REFUGEE COUNCIL ZUGDIDI OFFICE 212705509

Format A - 2

Page	Pages
16	28

Facade 1-8

Facade 8-1

DANISH REFUGEE COUNCIL

Typical
Kindergarten
4a, 9 April Alley
Poti

Project address:
Georgia,
Poti

Stage:
Architectural project

Facades

ბ. ქანთარია
B. Qantaria

ა. გერგედავა
A. Gergedava

Format A - 2

Page	Pages
17	28

Facade E-A

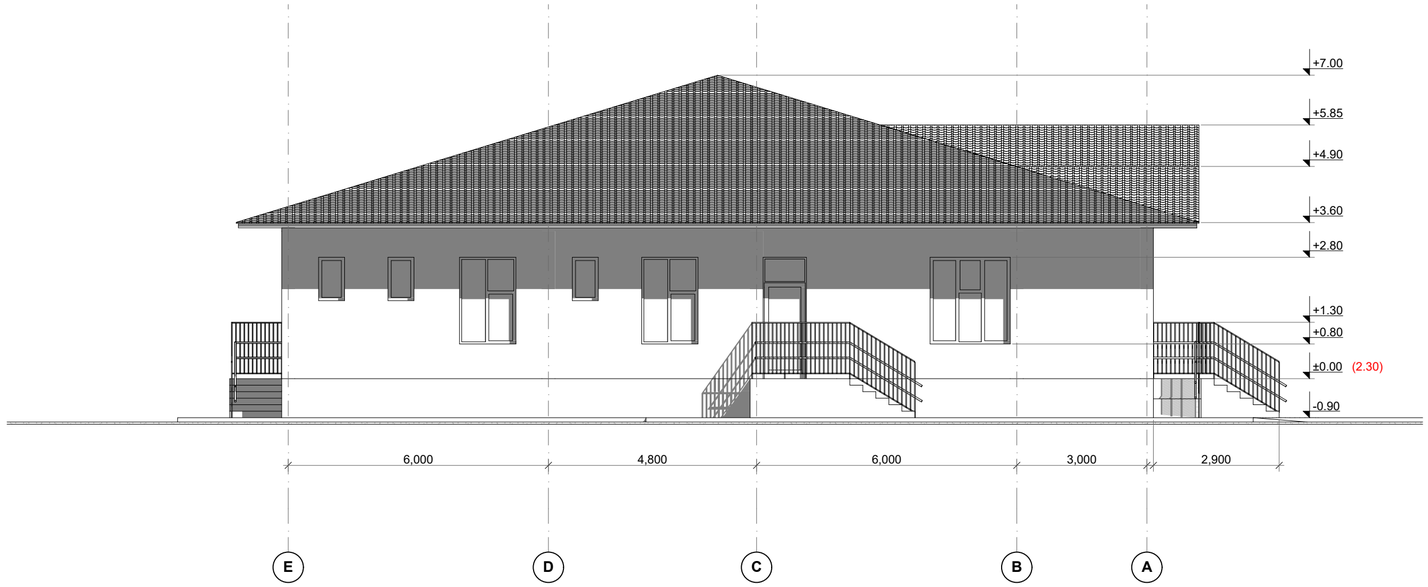

Facade A-E

DRC DANISH REFUGEE COUNCIL

Typical
Kindergarten
4a, 9 April Alley
Poti

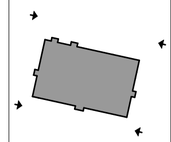

Project address:

Georgia,
Poti

Stage: Architectural project

Facades

ბ. ქანთარია
B. Qantaria

ა. გერგედავა
A. Gergedava

ფორმატი
Format A - 2

ფურცელი Page	ფურცლები Pages
18	28

Textures on Rendering

DANISH REFUGEE COUNCIL

Typical
Kindergarten
4a, 9 April Alley
Poti

Project address:
Georgia,
Poti

Stage:
Architectural project

Textures on Rendering

ბ. ქანთარია
B. Qantaria

ა. გერგედავა
A. Gergedava

DANISH REFUGEE COUNCIL ZUGDIDI OFFICE 217705508

Format A - 2

Page	Pages
19	28

Section **A-A**

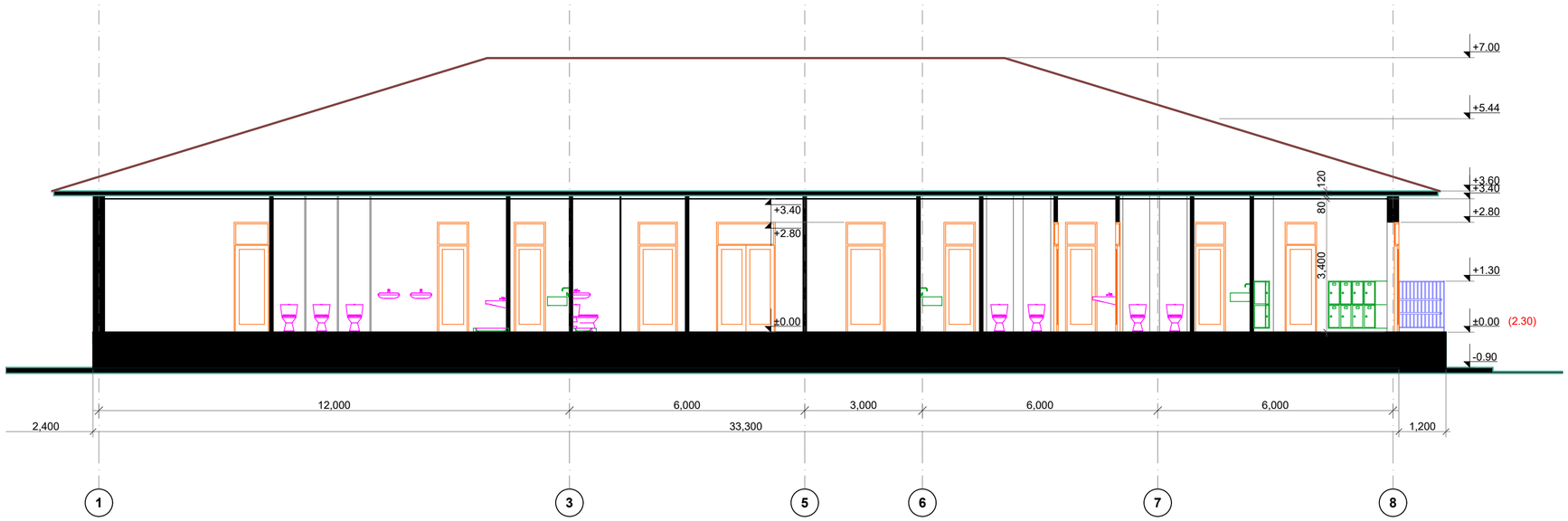

Section **B-B**

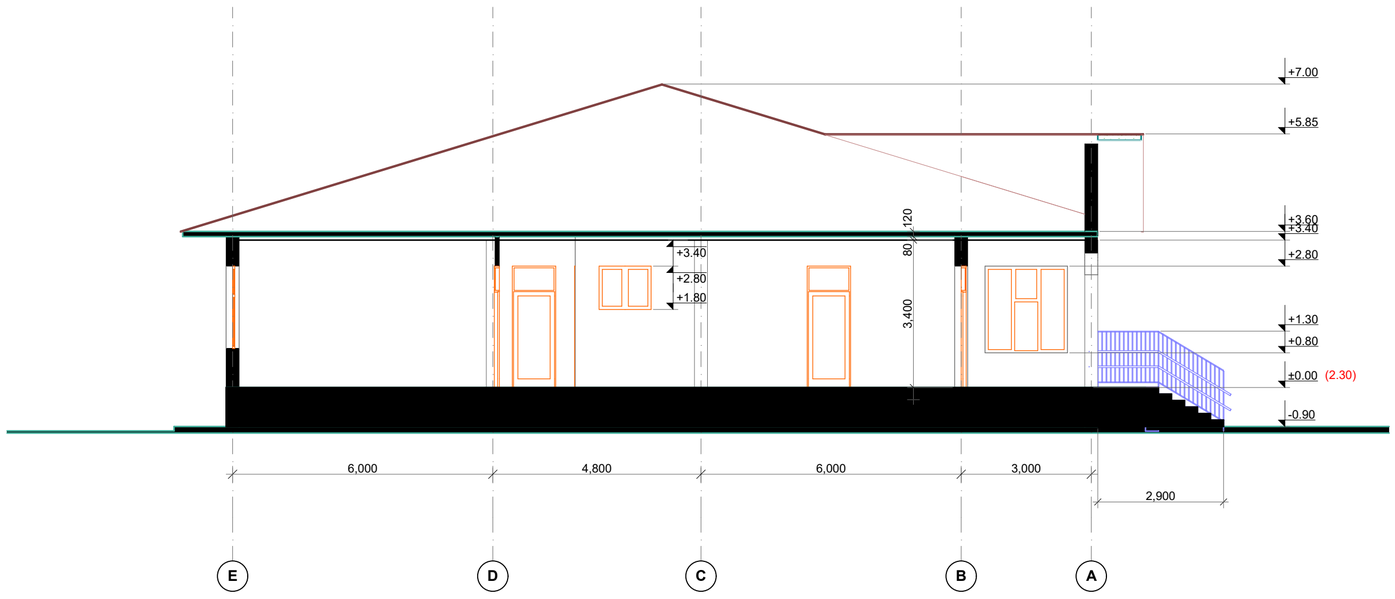

DANISH REFUGEE COUNCIL

Typical
Kindergarten
4a, 9 April Alley
Poti

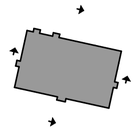

Project address:
Georgia,
Poti

Stage:
Architectural project

Section **A-A**
Section **B-B**

ბ. ქანთარია
B. Qantaria

ა. გერგედავა
A. Gergedava

Format A - 2

Page	Pages
20	28

Types of floors, doors, and windows on the plan

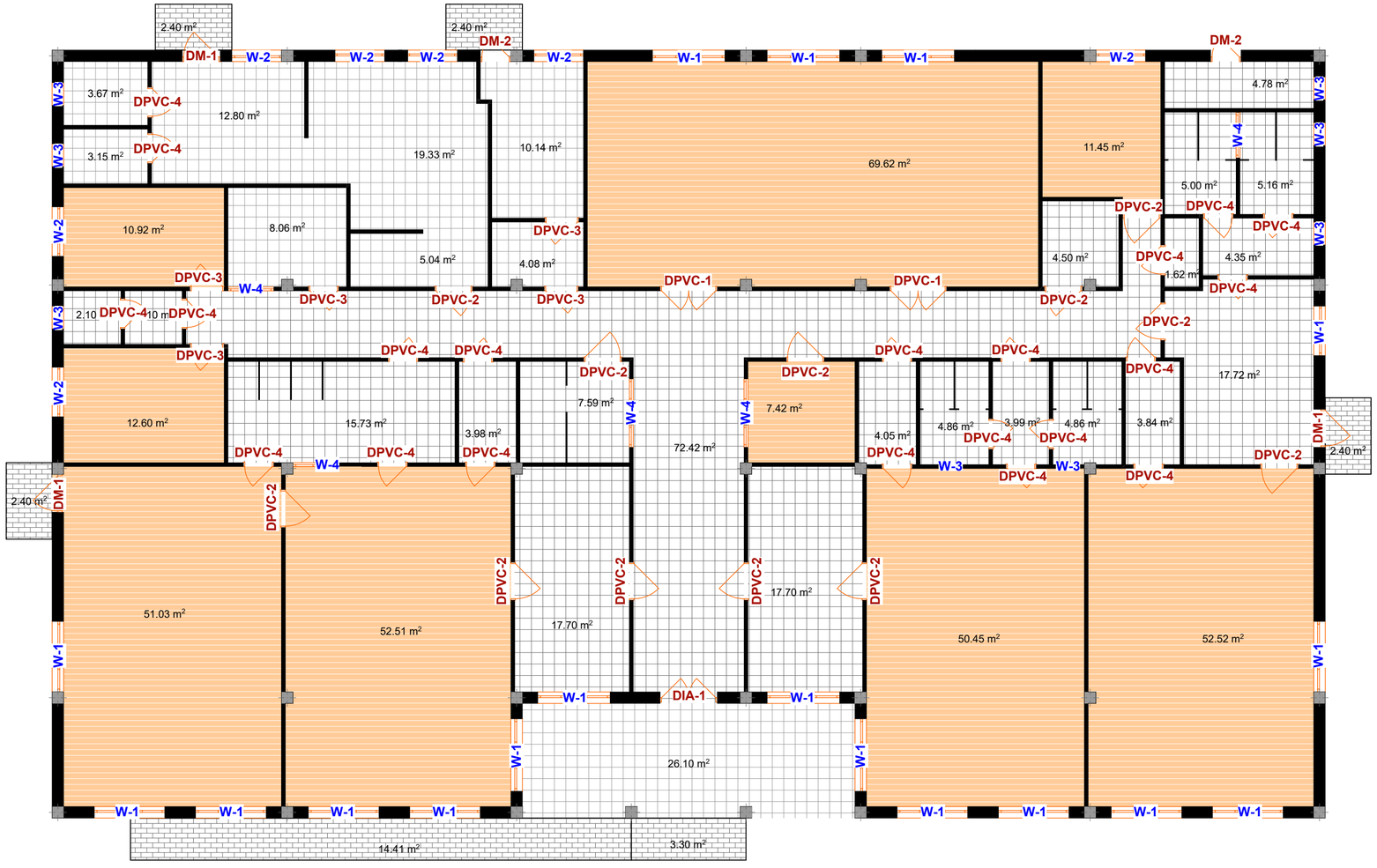

Laminated parquet floor

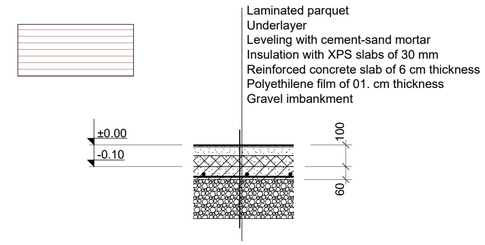

Ceramic (tiled) floor

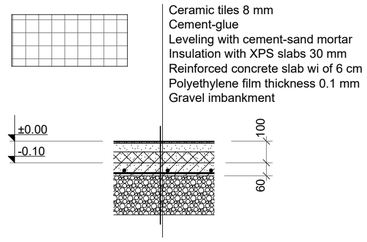

Basalt floor

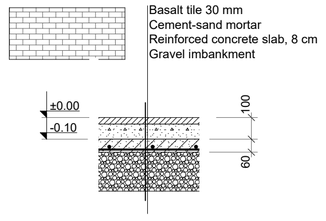

Ceiling Structure

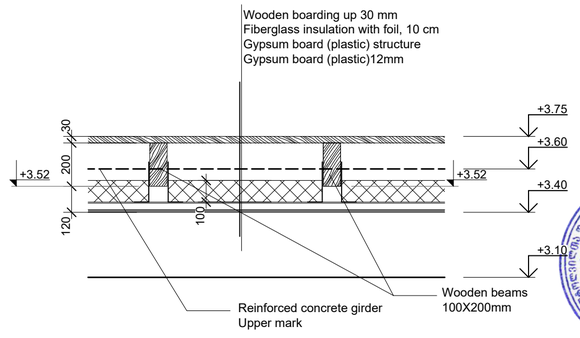

DANISH REFUGEE COUNCIL

Typical
Kindergarten
4a, 9 April Alley
Poti

Project address:

Georgia,
Poti

Stage:
Architectural project

Types of Floors, Windows and Doors

ბ. ქანთარია
B. Qantaria

ა. გერგედავა
A. Gergedava

Format A - 2

Page	Pages
21	28

PVC Windows

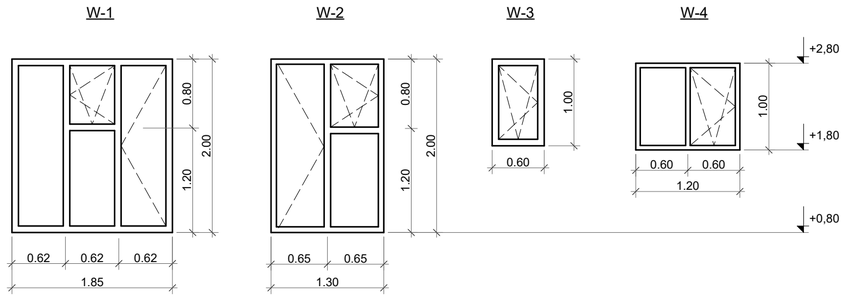

Specification

მარკა Mark	რაოდენობა Quantity	სიგანე mm	სიმაღლე mm	m2	∑ მ2
DIA-1	1	1500	2800	4.2	4.2
DM-1	3	1000	2800	2.8	8.4
DM-2	2	900	2800	2.52	5.04
DPVC-1	2	1500	2800	4.2	8.4
DPVC-2	12	1000	2800	2.8	33.6
DPVC-3	5	900	2800	2.52	12.6
DPVC-4	21	800	2800	2.24	47.04
W-1	18	1850	2000	3.7	66.6
W-2	7	1300	2000	2.6	18.2
W-3	8	600	1000	0.6	4.8
W-4	5	1200	1000	1.2	6

Window Unit

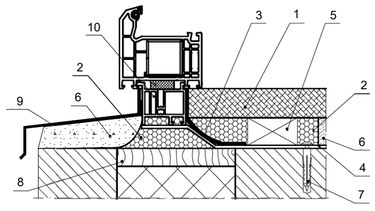

1. Cill
2. Mounting foam
3. Steam insulation tape
4. Flexible Anchor
5. Support fixation
6. Plaster
7. Clamp Doubles
8. Mortar layer
9. Water drainage
10. Auxiliary underlayer profile

Iso-aluminum Door

DIA-1

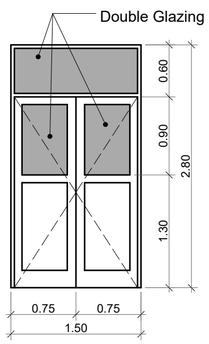

Steel Door with Double Coating and Insulation

DM-1 DM-2

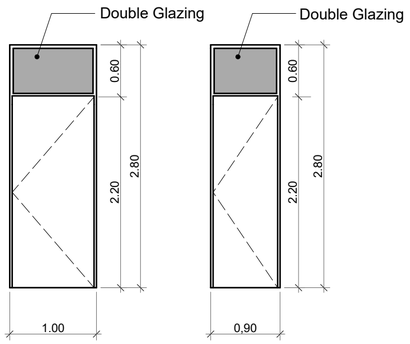

PVC Internal Doors

DPVC-1 DPVC-2 DPVC-3 DPVC-4

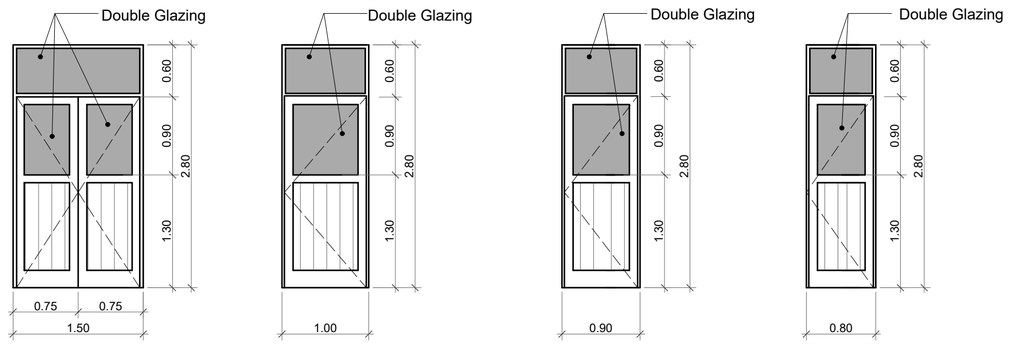

Note:
Door glazing should be darkened for administrative rooms and bathrooms for adults.

DANISH REFUGEE COUNCIL

Typical Kindergarten
4a, 9 April Alley
Poti

Project address:
Georgia,
Poti

Stage:
Architectural project
-

Windows and dooros

ბ. ქანთარია
B. Qantaria

ა. გერგედავა
A. Gergedava

Format A - 2

Page	Pages
22	28

Steel Rails

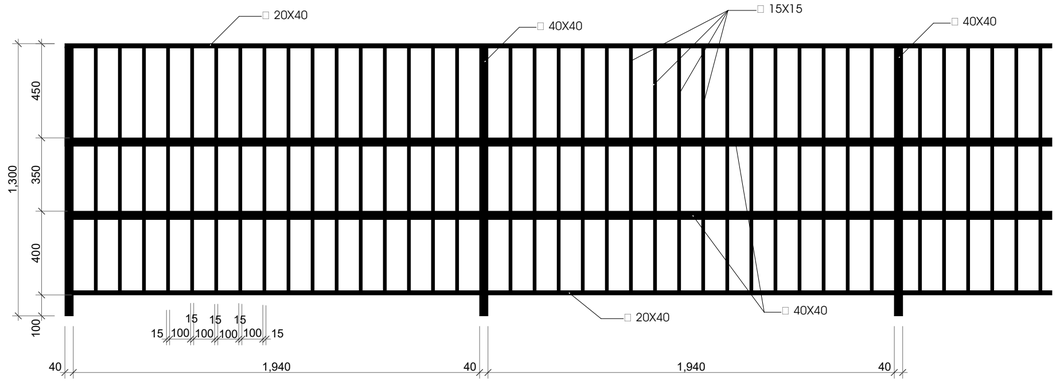

Steel Rails at the Staircase

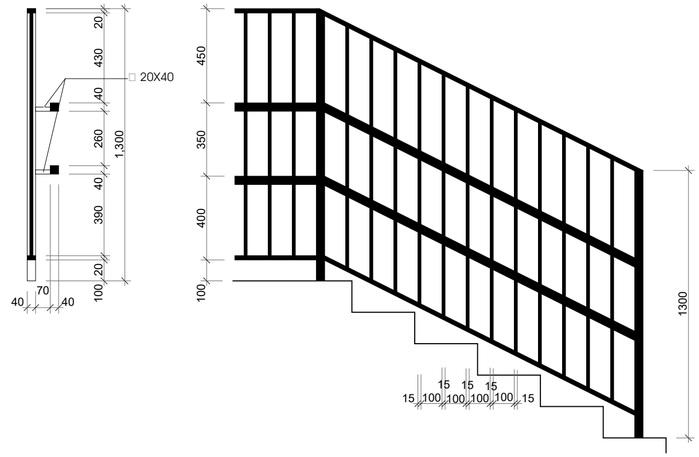

Toilets for Boys and Girls of Senior Group (Rooms 9; 10,15,16)
Employees' changing-room (room 27) partitions

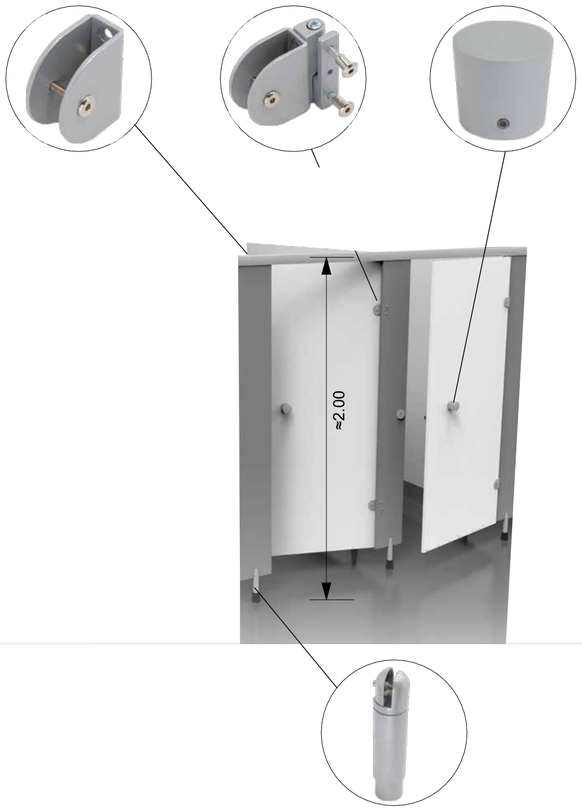

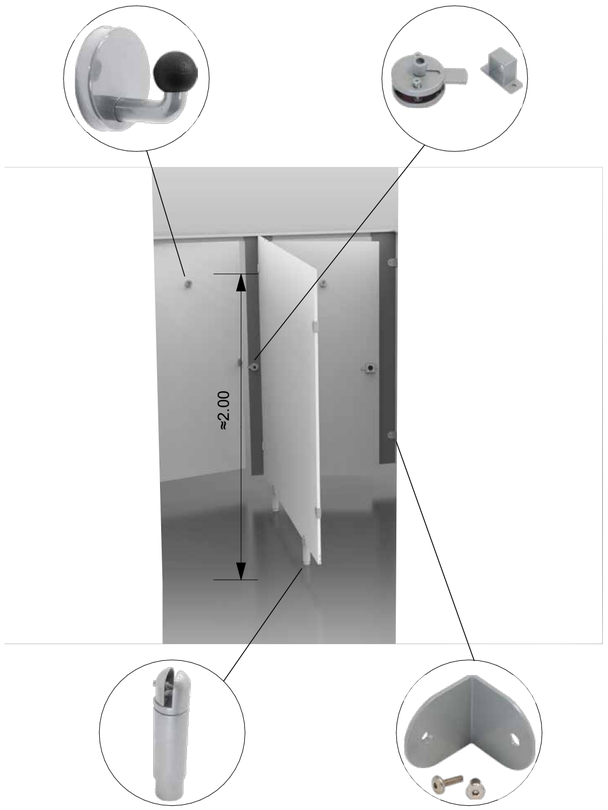

Stainless Metal
Hinges

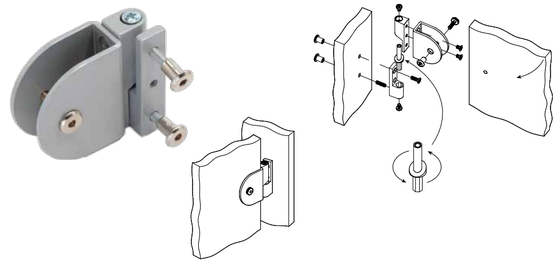

Stainless Metal
Handles

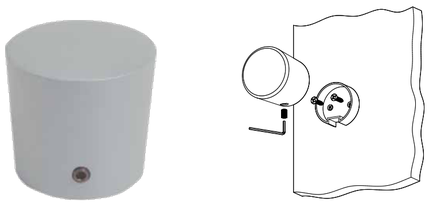

Stainless metal
fixations

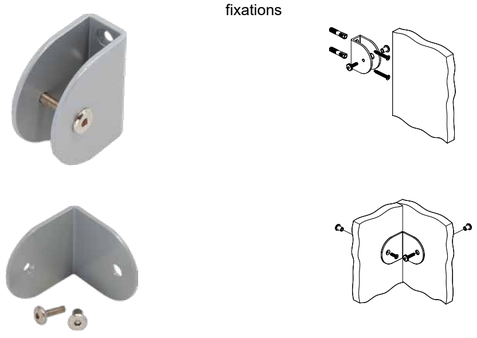

Stainless metal
supports

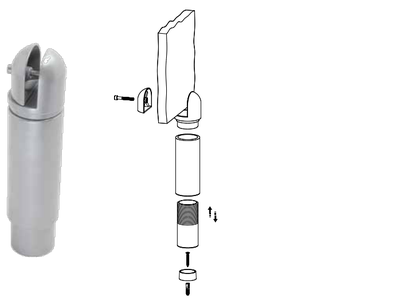

Folding screen between the toilet bowls
in the WC of the younger group

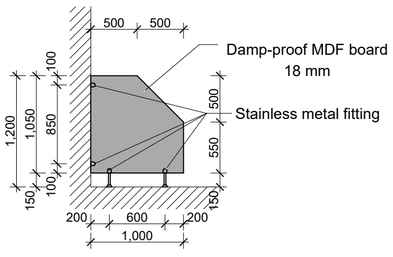

DANISH REFUGEE COUNCIL

Typical
Kindergarten
4a, 9 April Alley
Poti

Project address:
Georgia,
Poti

Stage:
Architectural project

Rails

Partition in Tolilets

ბ. ქანთარია
B. Qantaria

ა. გერგედავა
A. Gergedava

ა . ბ ა ტ ყ

ფორმატი Format A - 2

ფურცელი Page	ფურცლები Pages
23	28

DANISH REFUGEE COUNCIL

Technological Plan of the Rooms

Typical
Kindergarten
4a, 9 April Alley
Poti

Project address:

Georgia,
Poti

Stage:
Architectural project
-

Technologivcal plan of rooms

ბ. ქანთარია
B. Qantaria

ა. გერგედავა
A. Gergedava

Format A - 2

Page	Pages
24	28

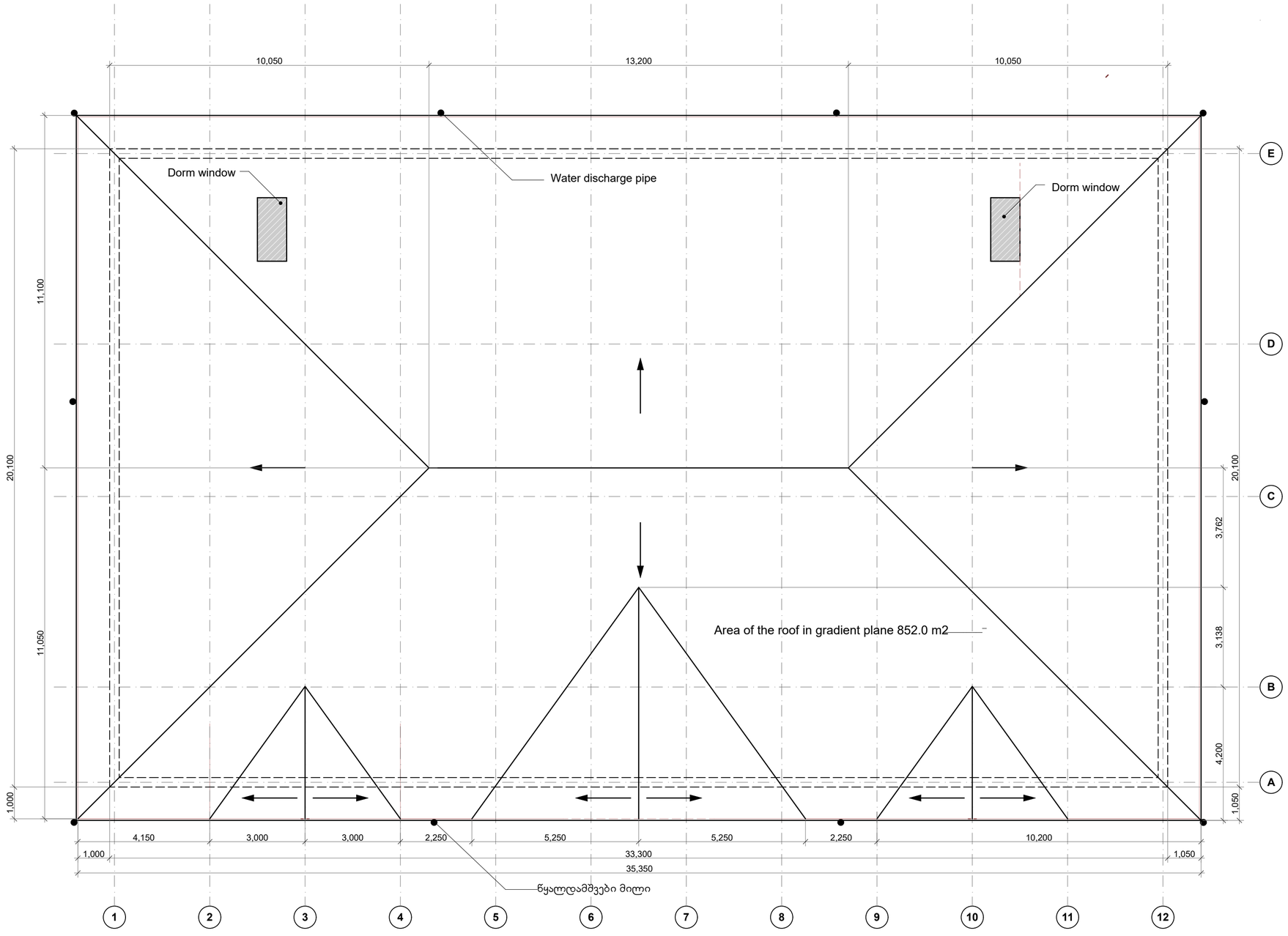

DANISH REFUGEE COUNCIL

Typical
Kindergarten
4a, 9 April Alley
Poti

Project address:
Georgia,
Poti

Stage:
Architectural project

Roof Plan

ბ. ქანთარია
B. Qantaria

ა. გერგედავა
A. Gergedava

Format A - 2

Page	Pages
25	28

Construction Organizing Project

Explanatory Letter

The project for the organization of construction is elaborated in accordance with the decree of the Government of Georgia on the Rule on Issuance of a Construction Permit and the Conditions for Permit and the Construction Rules and Regulations SN. And sec. 3.01.01.-85 with regard to "Construction Organization". The project construction documents were the basis for the elaboration of the project organization.
Construction is permitted after the issuing of the construction permit by Municipality City Hall.
Construction should be carried out following the technological cycles according to the calendar plan. It is inadmissible to deviate from approved design documentation solutions, and any changes made to the project must be agreed with the project authors.
Construction of all temporary electrical equipment and grids for construction shall be carried out under applicable electrical technical regulations and regulations, as well as safety equipment regulations.

Conditions of Construction and Description of the Site

From the engineering-geological point of view, the construction site is in satisfactory condition; physicalgeological hazards are not observed (landslides, hailstones, etc.).
Due to its location in the seismically active zone of the whole territory of Georgia, construction standards and regulations- "Sustainable Construction" (PN 01.01.09) apply throughout its territory to the design of residential, public and industrial buildings, as well as reconstruction, reinforcement, and restoration. Construction standards and regulations should be used in combination with other statutory documents in the field of construction.
During construction, the construction standards and requirements of regulations approved by the Minister of Economic Development of Georgia shall be observed.
The construction site is a square-shaped plot of land bounded by public zones to the street and and by the adjacent land on all sides.
The project envisages the placement of a kindergarten building by the main facade to the North, to the street side, with main entrances to the East and North. The development and landscaping of the yard and arrangement of a playground and an arbor are planned as well as fencing.
The planning solution of the building includes the placement of three groups of kindergarten. One of them will have a bedroom unit, while such a unit will not be for the two preschooler groups; the girls 'and boys' toilets in this group are separated.
The building presented in the project is a one-storey stone building, the floor level of which is 1.0 meters above the ground (including the walkway).The first-floor mark 0.00 corresponds to the absolute mark of 23.30. The height of the floor of the building from the floor to the ceiling is 3.4 meters.The filling of the external walls is done with a reinforced masonry of small pumice blocks 30 cm thick.
The bearing structure of the building is a complex reinforced concrete frame, reinforced concrete columns, a frame structure made of the monolithic reinforced concrete girder. The reinforced concrete columns on the external walls can be concreted in parallel with the masonry of the walls. Partitions are made of reinforced small wall pumice block with a thickness of 10 cm.
Floors in bathrooms are finished with tile, and in the rooms with wooden planks (deck). Floor heating is done with XPS tiles, and ceiling insulation is done with glass fiber.
Suspended ceilings in the bathrooms and kitchens are made of plastic, while in the rooms are made of gypsum boards.The bearing structure of the roof is made of wood, while the roofing is a painted metal sheet.
The windows are made of double-glazed PVC profiles.The entrance doors are made of steel and iso-aluminum, with plastic in the bathrooms and wood in the rooms (so-called MDF).
Exterior stairs and entryways are covered with basalt tiles.
A concrete walkway and access paths are arranged around the building.
The building will be provided with electricity, sewerage and water supply, as well as internal heating networks, which will be connected to the external main networks.

Technical indicators of the building:
Number of floors - 1 floor
The volume of the building is 5013 m3 Out of them:
On the surface of the land - 4058 m3 Under the surface of the land - 1055 m3 Total area - 627.84 m2
Before construction, the construction site should be enclosed in a temporary fence within the cadastral border. The vertical planning project for conducting surface water to the street involves installing a bulkhead yard, for which a concrete boundary wall is provided, where the metal panel fence will then be installed.
Ready concrete should be supplied with a concrete pump, which can be installed in the northern as well as the southern part of the yard.
According to the decree of theGovernment of Georgia, taking into account the characteristics of the class of building, the building belongs to class 3.

Construction Terms and Stages

The duration of the construction shall be determined in accordance with the construction standards and regulations 1.04.03-85 taking into account the purpose, number of floors and materials used in the building.
The seismic coefficient for civil buildings in 8-9 high seismic areas is assumed K = 1.15.
The terms of construction were determined based on actual material-technical conditions and capabilities.
Duration of construction was 12 months, including 1 month for preparatory work.

The preparatory work consists of two stages:
1. Preparatory work, which involves the disposal of garbage and solid waste, the installation of ballast imbankment, its ramming and the fencing of the construction site.
2. Marking off the building and removal and marking off the key axles. Preparatory work includes both organizational activities and external and internal construction works on the site.
The sequence of Construction Works:
1) Land and building sub-foundation works.
2) Arrangement of the building's foundation and basic construction system to zero.
3) Installation of the main bearing and non-bearing structures of the floor of the building.
4) Installation of the roof of the building.
5) Installation of doors and windows.
6) Exterior finishing of the building.
7) Internal finishing of the building (in parallel, electrical and other engineering networks, in particular, water supply and sewerage, heating system installation).
8) Landscaping works.

Construction Site and Construction Safety Rules

Prior to the main construction works, the construction site and the surrounding area should be arranged. Construction site boundaries should usually fall within the cadastral boundaries of the land.
After the ballast imbankment is laid, the construction site is fenced and the temporary buildings are arranged. Prior to the excavation works, the axes of the building should be marked off and removed from the perimeter of the building. Information banners perceived from public spaces should be placed on the construction site. Work on the construction site shall be organized in a way to ensure construction safety in accordance with Government Regulation # 6228.03.07, as well as the Construction Safety Rules and Construction Rules and Regulations III-4-80.
The construction safety rules apply to construction under the permit site preparatory works and defines the security requirements while implementing the following works the construction site: organizing, construction machinery, technical equipment and tools in operation, electric and gaswelding, loading-unloading, insulation, the land, the foundations, roofing works, underground works, concrete and reinforced concrete, installation, demolition, and other construction works. All fire safety measures shall be complied with in accordance with the Construction Standards and Regulations 2.01.02-91 of the Fire-Safety Standards. Entrance to the construction site should be controlled and the possibility of unauthorized entry should be excluded. The enclosure in the public zone should be covered with a protective cover to ensure the safety of pedestrians. During darkness, the fencing should be equipped with signaling lamps or use materials or colors perceived in the dark.
In the same manner, the area of demolishing of structures must be fenced.
A responsible person controlling safety rules should be assigned to the construction site.
Workers and engineers must wear helmets, and special work must be performed using appropriate equipment.
First aid facilities should be provided on the construction site.
Materials, structures and other equipment should be stored and disposed of following the standards to allow them to fall, settle, slideand expand.
Dusty materials should be stored in storage areas. During loading and unloading operations precautions shall be taken to prevent their scattering and overflow. Harmful or explosive solvents should be stored in a tightly sealed container.
Temporary structures should be provided on the south side of the building to keep up to the work hygienic conditions and proper organization of labor, which must be removed immediately before the commencement of the site improvement works.

List of Covert Works Acts
Upon completion of the major construction work, before the start of the next stage of works which can cause its concealing, the covert works act should be prepared by the construction developer, following the site investigation before its completion.
List of the main construction and installation works, which should be followed by a covert works act:
- Marking off building axes.
- Accepting a trench arranged for foundations
- Arrangement of a reinforced concrete foundation
- Arrangement of reinforced concrete inserts and walls
- Examine the waterproofing of foundation, basement walls, and roofing
- Connecting walls to columns.
- Accepting development works.

Environment Protection and Ecology

During the works on the construction site, it is necessary to implement measures for the protection of nature and air pollution in accordance with the applicable legislative acts and normative documents. It is forbidden to cut perennial trees and plants in the construction zone without the permission of the Environment Protection Agency. It is prohibited to wash concrete or cement solution pipes in existing sewage manholes or to dump them with construction debris. If construction or reconstruction is expected to spread dust, the building should be covered with a curtain or work should be carried out indoors. When transporting loose construction debris, the surface must be soaked or covered with a protective coating after loading it into the car body. Before leaving the construction site, tires need to be cleaned to prevent contamination of city streets.

Recommended construction machinery-tools, vehicles

	List of Machinery	List of Works
1	Excavator, with capacity of 0.2 m3	Land works
	Road rammer	Yard development
2	Lift crane	Various works
3	Auto-damper	Ground removal, delivery of inert materials
4	Vehicle with body	Transportation of materials
5	Special motor vehicle with trailer	Transportation of reinforced concrete and other large materials
6	Portable compressor	Air supply
7	An in-depth vibrator	Concrete works
8	Surface vibrator	Concrete mortars
9	Welding plant	Welding Works
10	Concrete mixer	Mortar preparation
11	Concrete pump with conveyor	Concrete works
12	Multipurpose electro-pneumatic unit	Construction and Special Works

Note:
It is possible to use modern equipment with the same parameters, given the data of the existing technical facilities.

DANISH REFUGEE COUNCIL

Typical Kindergarten
4a, 9 April Alley
Poti

Project address:
Georgia,
Poti

Stage:
Architectural project

Project of Organizinf of the Construction

ბ. ქანთარია
B. Qantaria

ა. გერგელავა
A. Gergedava

Format A - 2

Constuction General Plan

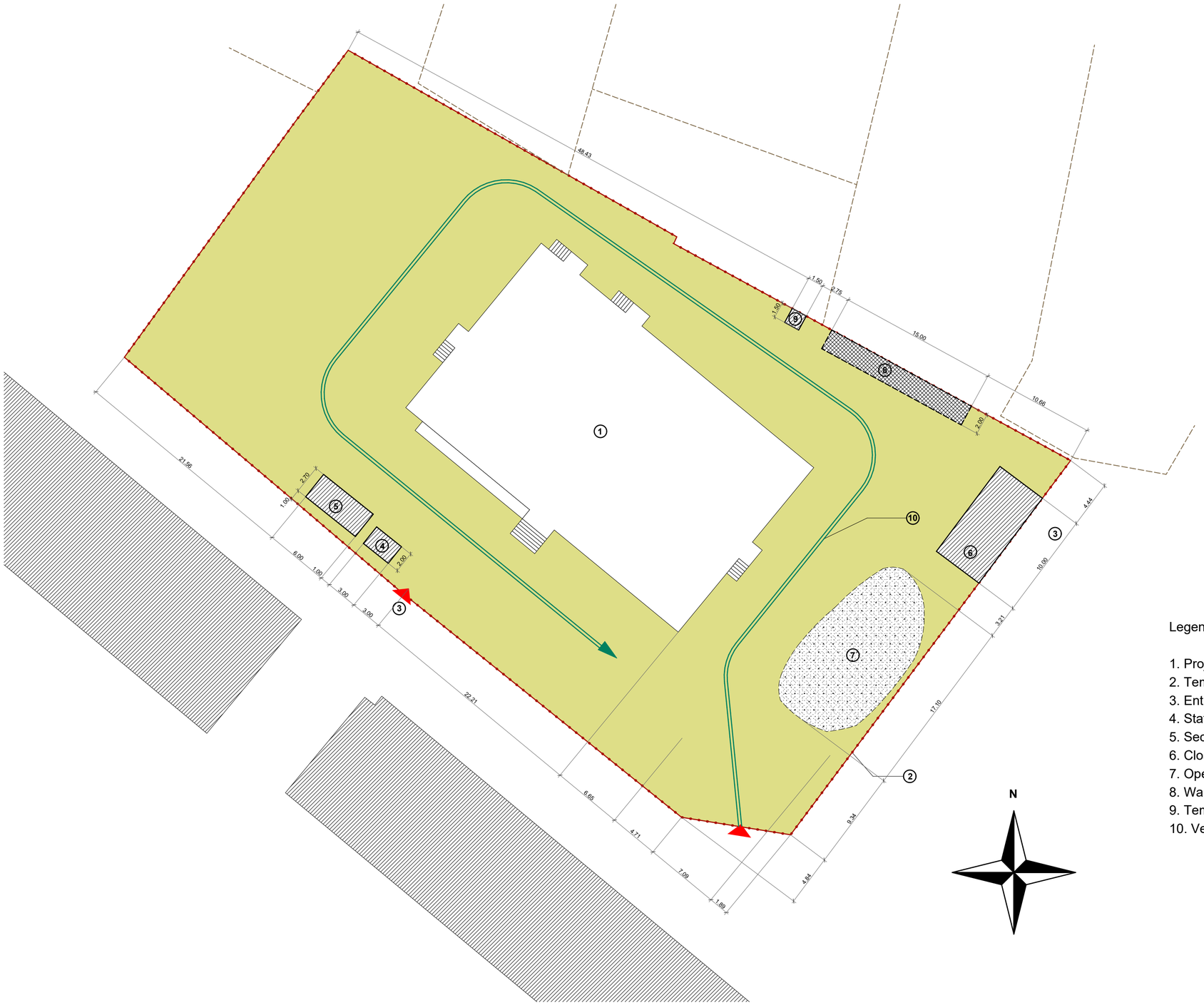

Legend:

1. Project Building
2. Temporary fence
3. Entrance
4. Staff room
5. Security room
6. Closed Warehouse
7. Open warehouse for inert materials
8. Warehouse for reinforcement
9. Temporary bio-toilet
10. Vehicle path

DANISH REFUGEE COUNCIL

Typical
Kindergarten
4a, 9 April Alley
Poti

Project address:
Georgia,
Poti

Stage:
Architectural project

General Plan
of
Construction

ბ. ქანთარია
B. Qantaria

ა. გერგედავა
A. Gergedava

Format A - 2

Page	Pages
27	28

DANISH REFUGEE COUNCIL

Time Schedule of the Construction

	12 months																																							
	I			II			III			IV			V			VI			VII			VIII			IX			X			XI			XII		
1. Preparatory work																																								
2. Arrangement of Imbankement on the territory																																								
3. Foundation work																																								
4. Basement work																																								
5. Floor concreting																																								
6. Construction of walls column																																								
7. Concreting of reinforced concrete slabs																																								
8. Roofing of the building																																								
9. Insatllation of windows and doors																																								
10. Wall plastering																																								
11. **Finishing works**																																								
12. Elecric installation works																																								
13. Sanitary-engineering works																																								
14. Yard development works																																								
15. Cleaning of the territoryy																																								

Typical
Kindergarten
4a, 9 April Alley
Poti

Project address:
Georgia,
Poti

Stage:
Architectural project

Time Schedule
of Construction

ბ. ქანთარია
B. Qantaria

ა. გერგედავა
A. Gergedava

Format A - 2

Page	Pages
28	28